




CASE STUDY

Presbyterian Church of Ireland
Assembly Buildings


Built in 1905 as the headquarters of the Presbyterian Church in Ireland (PCI), the Assembly Buildings Conference Centre is one of the most impressive buildings in Belfast's city centre.

Designed in the architectural style of a Scottish baronial castle, the gothic structure boasts a 40-metre-high clock tower, a bell tower housing Belfast's only operational peal of 12 bells, and several exquisite stain glass windows.




With its high-tech facilities and a ten-room conference suite capable of accommodating up to 1150 people, the Assembly Buildings is now regarded as one of Belfast's premier conference, concert and exhibitions venues.

Today, the PCI has partnership links with indigenous churches, Christian institutions or international mission agencies in many countries around the world.




These relationships – and PCI's 22 global mission workers who are engaged in mission in varying ways serving in 10 countries – are supported by the Council for Global Mission.

On this project, Dextra worked with contractor WKK Electrical and consultant Troup Bywaters and Anders to upgrade the church building's old fluorescent lighting to new and efficient LED lighting and help produce energy savings.



THE PRODUCTS



BTEC


The BTEC Downlight is ideal for customers who need a premium quality downlight with high quality LEDs and drivers as well as excellent efficiency for a rapid return on investment

[EXPLORE PRODUCT RANGE](#)

AMENITY DECORATIVE

The Amenity Decorative range offers an attractive solution for amenity applications such as corridors and stairwells and is manufactured from robust injection moulded polycarbonate.


[EXPLORE PRODUCT RANGE](#)



GRADUATE RECESSED

The Graduate Recessed is the latest addition to our Graduate range of luminaires.

[EXPLORE PRODUCT RANGE](#)



GRADUATE SURFACE

The Graduate Surface is the latest addition to our Graduate range of luminaires.


[EXPLORE PRODUCT RANGE](#)



SIREN

An injection moulded IP65 luminaire made from polycarbonate housing and diffuser offering excellent protection against light impact.


[EXPLORE PRODUCT RANGE](#)



HALOBAY OPAL

The Halobay offers a highly efficient yet architecturally pleasing solution for medium to high level installations in a wide range of retail and commercial applications.


[EXPLORE PRODUCT RANGE](#)



ELEMENT SURFACE

The Element Surface offers the ideal solution where a microprism glare compliant solution is required but ceiling voids are unable to accommodate recessed installation. Also available in continuous run options.

[EXPLORE PRODUCT RANGE](#)





PROTEC

The Protec is the most versatile downlight in the range with a selection of attachments allowing the product to be personalised to suit most applications.

[EXPLORE PRODUCT RANGE](#)

GALLERY







[VIEW FULL CASE STUDY](#)