




# CASE STUDY

---

Brent Civic Centre, Wembley, London


Open in 2013, and located at the heart of Wembley Park, Brent Civic Centre attracts thousands of visitors each year who come to speak to customer services, get married, register births and deaths, study, or to attend events and conferences.

Last year, the civic centre underwent refurbishment to help improve accessibility and improve aesthetics and the layout for its visitors.



The refurbishment of the 22,600 square feet space included work on the library, ground floor customer services and mezzanine floor. Prior to this, their in-house designers delivered a plan for a reconfigured interior layout to meet new space demands.

According to project architects Willmott Dixon Interiors, accessibility was at the heart of the project, with the building being reconfigured to accommodate wheelchair users, pushchairs and people with complex needs. Visitors are now greeted by an enhanced arrival experience, including a new main entrance and welcome desk facility, while the mezzanine level will see a flexible, multi-use library, with more study spaces.




The project work included:

- A new welcoming main entrance to the building on Exhibition Way and new customer waiting area.
- A new dedicated customer area on the ground floor, where customers can meet with Hubs and Customer Service staff. This will include more meeting rooms so that customers can have private and confidential conversations with staff
- A new purpose-built and enclosed Children's Library
- A repurposed mezzanine floor with a flexible and multi-use Library space and an increased number of study spaces
- A private Family Room for confidential meetings
- More accessibility for visitors with wheelchairs,


pushchairs, and complex needs

- A dedicated digital area to support residents and visitors
- Office renewal



The project to refurbish the centre has been shaped by a wide-ranging review into how visitors and residents access its services. It included a consultation with more than 500 residents, staff focus groups and surveys.

Working with consultant Kench and Wilmott Dixon Interiors, Dextra Lighting designed and manufactured efficient and effective LED luminaires for the project.



---

## THE PRODUCTS


---



## BTEC

The BTEC Downlight is ideal for customers who need a premium quality downlight with high quality LEDs and drivers as well as excellent efficiency for a rapid return on investment


[EXPLORE PRODUCT RANGE](#)



## RUNWAY CONTINUOUS SURFACE/SUSPENDED

A slim line aluminium luminaire available in three colour options suitable for surface mounted or suspended installation in continuous runs.

[EXPLORE PRODUCT RANGE](#)



## RUNWAY SURFACE/SUSPENDED


A slim line aluminium luminaire available in three colour options suitable for surface mounted or suspended installation.

[EXPLORE PRODUCT RANGE](#)


---


GALLERY

---









[VIEW FULL CASE STUDY](#)