



PRODUCT SPECIFICATION

TYPHON SENSOR



INTRODUCTION

The Typhon is a robust and durable IP65 & IP66 luminaire suitable for a wide range of industrial and commercial applications where protection against water and dust ingress and light impact is critical. The Typhon Sensor range is available with a range of integral sensors offering presence detection, daylight regulation and wireless options reducing energy consumption during periods of absence or daylight.

Sensor options with the Typhon include our diffuser mounted Reacta 44 PIR with daylight regulation, presence detection and remote controlled programming or a range of range of microwave sensors with functionality ranging from on / off operation through to full wireless control with centralised reporting for emergency testing, fault reporting, energy monitoring and grouped sensor operation amongst many other features.

Manufactured with a glass reinforced polyester housing and supplied with stainless steel clips as standard, the Typhon offers excellent chemical resistance, whilst the polycarbonate diffuser ensures resilience against accidental impacts. The Typhon is supplied complete with snap on mounting clips for the luminaire rear providing both suspension and surface mounting points without the need to drill the luminaire housing, whilst the gear tray is mounted via spring release clips ensuring installation and ongoing maintenance can be undertaken quickly and simply.

The Typhon is available in both 1200mm and 1500mm variants in two housing widths and is suitable for use in temperatures ranging from -20°C to +25°C. All common dimming and lithium emergency variants are available as well as a wide range of lumen outputs. For external applications please ensure that the Typhon is installed under canopy in accordance with the installation leaflet. Please see our Tanek range for installations where the product must be both external and fully exposed



CE IP65 IP66 TM21: L90>60K HOURS / L80>90K HOURS 3 STEP MACADAM ELLIPSE

APPLICATION

- Corridor
- Exterior (please refer to installation leaflet for limitations)
- Food / Clean Area
- Healthcare / Social Housing
- Hotel / Leisure
- Industrial / Manufacturing
- Parking / Exterior
- Retail
- Stairwell
- Transport
- Warehouse / Storage

SPECIFICATION

CONSTRUCTION

- Housing: Injection moulded glass reinforced polyester
- Finish: Matt grey
- Diffuser: Injection moulded high transmission opal polycarbonate
- IP65
- IP66

PERFORMANCE

- Part L2 compliant
- 3SCDM Three step Macadams ellipse
- TM21: L90>60K Hours / L80>90K Hours
- Up to 155 luminaire lumens per circuit Watt.

ENVIRONMENTAL

- Designed to allow simple replacement of components with commonly available tools in compliance with the Eco Design Directive, please see the installation leaflet for maintenance instructions.

- All critical components are mounted on a single tray for simple end of life repair or upgrade.
- Powered by European branded drivers and emergency modules ensuring replacement parts are easily sourced.
- Every luminaire is labelled with a unique ID number allowing easy identification of spare parts for the lifetime of the product.
- Contains no single use plastics or polystyrene packaging.
- Supplied in plain card boxes with paper tape ensuring packaging is easily recycled.
- Designed to allow simple disassembly for end of life recycling.
- UK based manufacturing providing local support throughout the product lifetime and minimising transportation miles.

EMERGENCY

- Available with optional standard, self test and autotest integral emergency with lithium batteries for extended warranty and lifetime.
- Optional Reacta-Link wireless emergency for automated centralised reporting.
- Optional Reacta-Control wireless emergency for automated centralised reporting.
- Optional central battery changeover relay

CONTROL

- Optional compatibility with a range of dimming systems including DALI, DSI and Switch Dimming
- Optional White tunable
- Optional Integral R44 presence and daylight sensor
- Optional Integral R25 microwave presence and bright out sensor
- Optional Integral Reacta-Air wireless presence and daylight regulations sensor
- Optional integral Reacta-Link for integration with Reacta-Link wireless installations
- Optional integral Reacta-Control for integration with Reacta-Control wireless installations
- Ground level commissioning with REA-AP controller allows quick and simple setting and adjustment of sensors without the need for costly commissioning.

INSTALLATION

- Suitable for suspended installation
- Suitable for trunking installation
- Suitable for conduit installation
- Suitable for surface installation
- Suitable for external use when protected under canopy.
- Please see our Tanek range for installations where the product must be both external and fully exposed

VARIATIONS

- Available with a wide range of colour temperatures and renderings
- Available in a range of housing sizes and lumen outputs

IMAGES

PRODUCT IMAGES



Typhon Single 1200mm



Typhon Single R44 1500mm



Typhon Twin 1500mm



Typhon Single 1500mm Rear



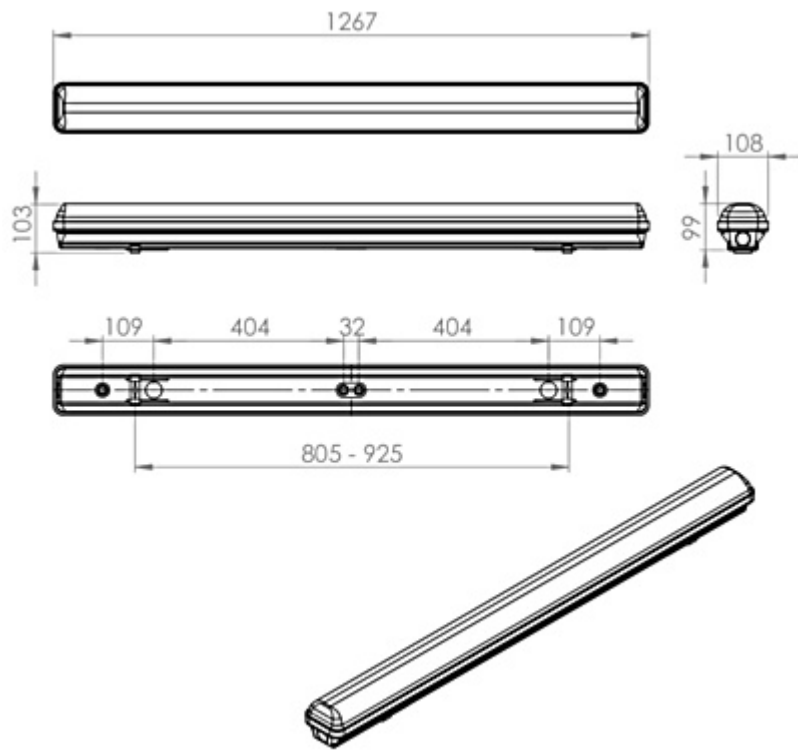
Typhon Bracket



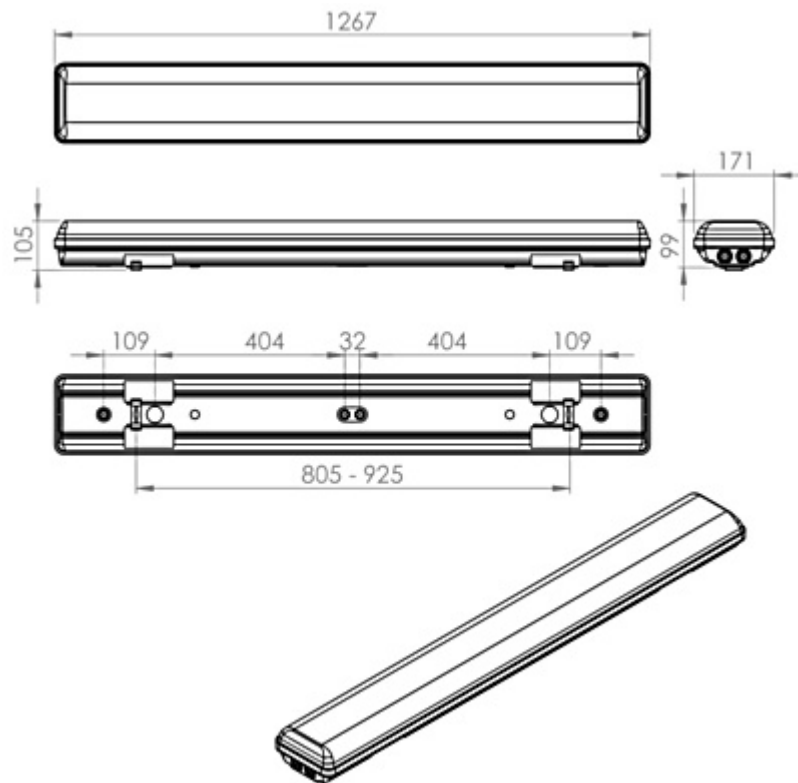
Typhon Suspension

TECHNICAL

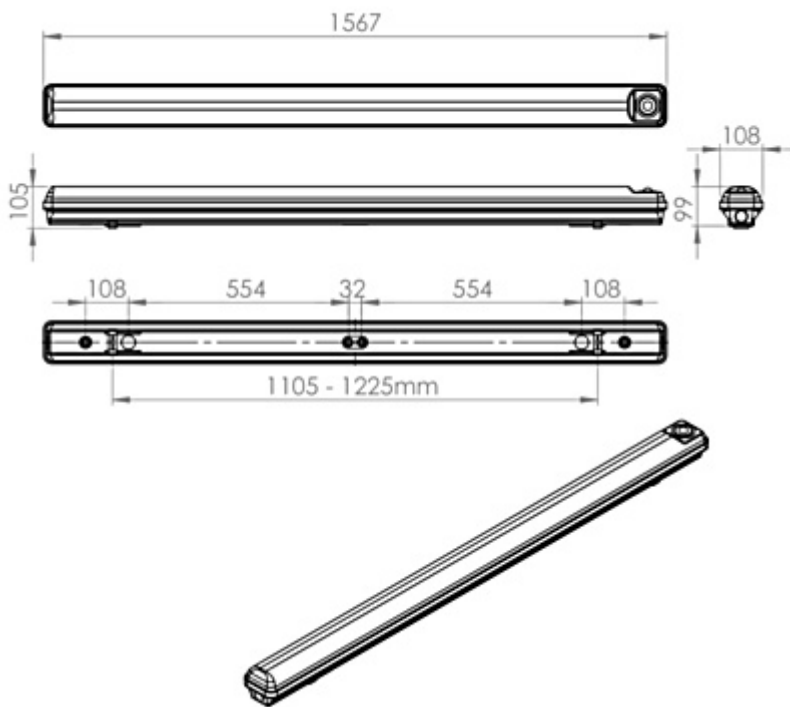




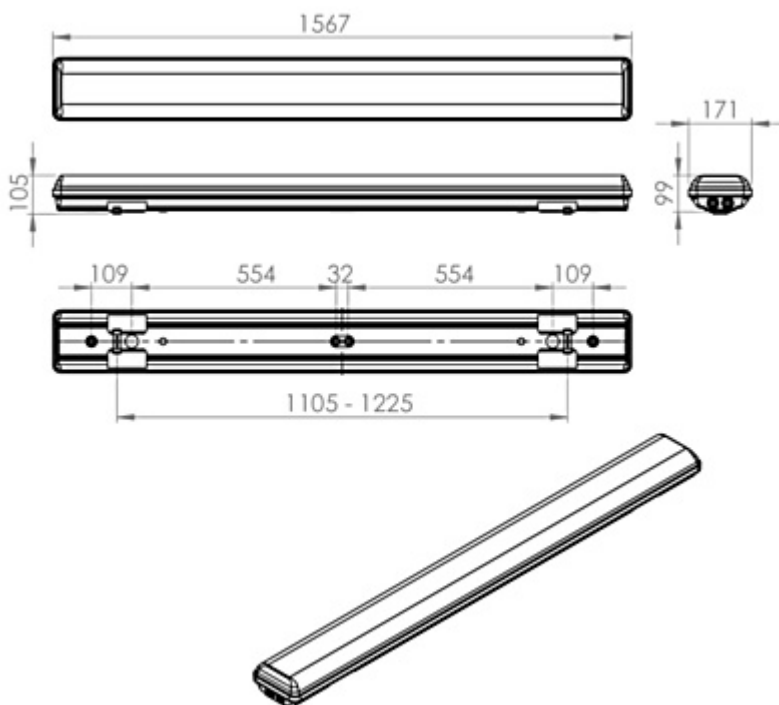
Typhon Single 1200mm



Typhon Twin 1200mm



Typhon Single R44 Sensor 1500mm



Typhon Twin 1500mm

WARRANTY

At Dextra our commitment to service has been at the forefront throughout our history spanning more than forty years in the UK lighting market. Our service ethos extends beyond design and delivery, we believe supporting your installation throughout the warranty period is equally crucial, whilst the strength and longevity of Dextra Group provides peace of mind that our warranty will be supported throughout.

The Dextra range is supplied with a five year warranty commencing from the date of delivery. During the first three years defects will be repaired on site and the warranty will include both parts and labour. For the final two years drivers, emergency modules, wireless modules, sensors and LED circuits will be supplied free of charge to replace defective components, labour and other associated costs are not included.

Certain ranges and components are subject to exemptions:

- Lithium batteries are provided with a five year warranty. During the first three years defects will be repaired on site and the warranty will include both parts and labour. For the final two years replacement batteries will be supplied free of charge to replace defective components. Five year warranty became effective as of 03/02/25, Lithium emergency luminaires supplied prior to this date are supported with a three year on site warranty only. Labour and other associated costs are not included. Nickel Metal Hydride and Nickel Cadmium batteries are provided with a one year warranty for parts and labour.
- Emergency luminaires including AME LED, EXI LED, EXI2 LED, EXI Track, HBE LED, HBE2 LED, OAT2 LED, OEZ LED and Twinspot with Nickel Metal Hydride batteries are supplied with a one year warranty for parts and labour. Lithium variants of these ranges are supplied with a three year warranty for parts and labour with the exception of the AME2, EXI3, HBE3 and TWS IP65 L7 ranges which are supplied with a one year parts and labour warranty. TWS IP65 L7 in autotest and wireless variants are supplied with the standard three year lithium battery warranty.
- Protec Micro, PTECF7 Fire Rated Downlights, Serenus and the Opus Sconce are provided with a five year replacement luminaire only warranty. Protec FR Fire Rated Downlights are provided with a 2 year replacement luminaire only warranty.
- Controls systems such as standalone sensors, switches, marshalling boxes and cabling are provided with a one year warranty for both parts and labour. DALI control systems are provided with a two year warranty for both parts and labour.
- LEDextra ranges are supplied with a three year parts or replacement luminaire only warranty with the exception of the IMPR RGBW, the Runway RBGW, the MOD RGBW, Tanek RGBW and the DexRing. These five ranges are supplied with our standard five year warranty during which defects within the first three years will be repaired on site and the warranty includes both parts and labour. For the final two years free of charge replacement components only will be supplied to rectify any failures but labour and other associated costs are not included.
- LEDEX ranges are supplied with a three year replacement luminaire only warranty.

- The Decorative Pendant ranges, Bebo, Dene, Nova, Fino and Stix are supplied with a 3 year replacement luminaire only warranty.

All warranties are subject to correct use of the product and will be invalidated by misuse, for example incorrect installation, unsuitable environmental conditions or incorrect maintenance. It is the duty of the customer to ensure that all the fault lies with the luminaire prior to requesting replacement parts or site repairs. In the event that no defect is found with the product our costs for attending site will be recharged to the customer and credit will not be issued against returned products. No consequential losses incurred resulting from any defect with our product will be reimbursed.

Given the nature of LED technology a small percentage of LEDs may fail during the lifetime of a luminaire, this does not cause a reduction in lumen output. As such LED luminaires are only deemed to be faulty for warranty purposes when in excess of ten percent of LEDs have failed in a single luminaire.

On site repair of products under warranty will be undertaken during normal working hours, 9am to 5pm Monday to Friday, and will require unrestricted access to luminaires. Where required Dextra will provide access equipment to carry out repairs at height, should luminaires have been installed in locations where reasonable provision for maintenance access has not been made we reserve the right to supply replacement product only. On site warranty repairs will only be undertaken on the mainland of the UK and Ireland, in all other locations replacement product only will be provided.

If you require any assistance with regards to our products please contact our Customer Services department on 01747 858100.

ORDER CODES

LUMINAIRE

Code	Description	Power	Llm/W
TYP L26 PC 4S	Typhon, 1200mm, 2,236lIm Polycarbonate Diffuser, Single, Colour 84	16.0W	140
TYP L38 PC 4S	Typhon, 1200mm, 3,268lIm, Polycarbonate Diffuser, Single, Colour 84	23.8W	137
TYP L50 PC 4S	Typhon, 1200mm, 4,300lIm, Polycarbonate Diffuser, Single, Colour 84	28.9W	149
TYP L87 PC 4T	Typhon, 1200mm, 7,343lIm, Polycarbonate Diffuser, Twin, Colour 84	52.7W	139
TYP L35 PC 5S	Typhon, 1500mm, 3,010lIm, Polycarbonate Diffuser, Single, Colour 84	22.2W	136
TYP L45 PC 5S	Typhon, 1500mm, 3,870lIm, Polycarbonate Diffuser, Single, Colour 84	26.4W	146
TYP L54 PC 5S	Typhon, 1500mm, 4,644lIm, Polycarbonate Diffuser, Single, Colour 84	33.4W	139
TYP L63 PC 5S	Typhon, 1500mm, 5,418lIm, Polycarbonate Diffuser, Single, Colour 84	39.6W	137
TYP L80 PC 5S	Typhon, 1500mm, 6,880lIm, Polycarbonate Diffuser, Single, Colour 84	47.7W	144
TYP L96 PC 5S	Typhon, 1500mm, 8,256lIm, Polycarbonate Diffuser, Single, Colour 84	53.0W	156
TYP L120 PC 5S	Typhon, 1500mm, 10,320lIm, Polycarbonate Diffuser, Single, Colour 84	70.1W	147
TYP L132 PC 5T	Typhon, 1500mm, 11,147lIm, Polycarbonate Diffuser, Twin, Colour 84	78.5W	142
TYP L160 PC 5T	Typhon, 1500mm, 13,842lIm, Polycarbonate Diffuser, Twin, Colour 84	84.4W	164
TYP L200 PC 5T	Typhon, 1500mm, 16,880lIm, Polycarbonate Diffuser, Twin, Colour 84	107.9W	156

DIMMING

Code	Description
A	DALI Digital Addressable Lighting Interface

S	Switch Dimming
H	HFR Analogue 1-10v
C	Bi-Level Dimming For Standalone Switched Sensor

CONTROL

Code	Description
R25E	Reacta 25, Presence & Bright Out, On / Off, 2.5-4M
R25C*	Reacta 25, Presence & Bright Out, Bi-Level Dimming, 2.5-4M
R44	Reacta 44, Presence & Daylight, 2.5-7M
RLI	Reacta-Link, Wireless Enabled Luminaire
RLS	Reacta-Link Wireless, Presence, 2.5M-4M
RLM	Reacta-Link, Wireless, Presence & Bright Out, 2.5-4M
RC	Reacta-Control, Wireless Enabled Luminaire
RCMC*	Reacta-Control, Presence & Bright Out, Bi-level Dimming, 2.5-4M
RCME	Reacta-Control, Presence & Bright Out, On / Off, 2.5-4M

*Bi-Level Dimming will only dim the luminaire to 10% during absence and brightout, it will not turn the luminaire off.

R44 & RLS only available in 1500mm single variants.

EMERGENCY

Code	Description
LE3	Lithium Standard Emergency 3 Hour
LS3	Lithium Selftest Emergency 3 Hour
LA3	Lithium Autotest Emergency 3 Hour
LSTR	Lithium Reacta-Link Emergency 3 Hour
LA3RC	Lithium Reacta-Control Emergency 3 Hour
CB	Central Battery, Please Specify 50V, 110V or 230V when Ordering


L120 and L200 variant are not available with emergency.

MISCELLANEOUS

Code	Description
C**	Select Colour Temperature and Rendering: C83, C84, C85, C865, C93, C94
LSF	Low Smoke Zero Halogen

Typhon Installation

220-240V / 50-60Hz
IP65 / IP66

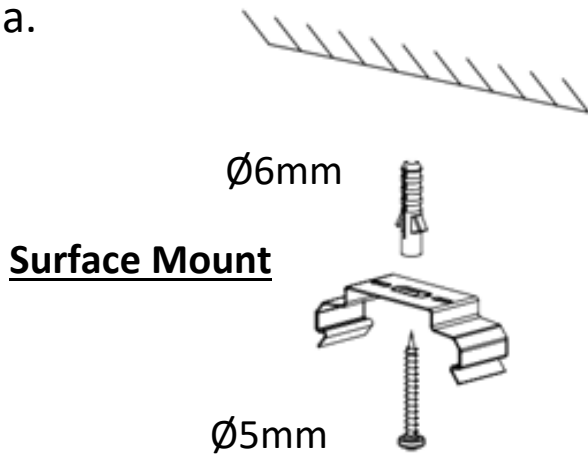


WARNING: Luminaire must be earthed. Risk of electric shock from LED boards if operated with cover removed. Installation / operation outside of luminaires intended scope invalidates warranty. Suitable only for domestic / light industrial / industrial applications within the scope of EN55015. Tested to compliance with BSEN 60598: specification for general requirements and tests. Must be installed by a suitably qualified person in accordance with all relevant legislation. Ambient operating temperature of 0°C to 25°C. If maximum operating temperature is exceeded luminaire will automatically dim / switch off. Terminal blocks are rated to 16A unless stated otherwise. The light source is non user replaceable. **LUMINAIRES WITH EMERGENCY PACK:** When supply is isolated battery output terminals may be live if battery is connected. Isolate mains and battery before servicing. Emergency luminaires require unswitched live connection taken from same phase as switched supply. When unswitched supply is connected status indicator illuminates green, when unswitched supply is disconnected indicator extinguishes and luminaire operates in emergency mode. 24 hour charge period required before undertaking full discharge test. Emergency test sheets provided should be used to record all emergency tests. Batteries should be replaced when 3 hour duration is not met. Excessive switching of permanent live may result in premature battery failure. Battery electrolyte can be harmful to eyes / open wounds, do not puncture, if electrolyte touches skin / eyes flush with water. Do not incinerate batteries.

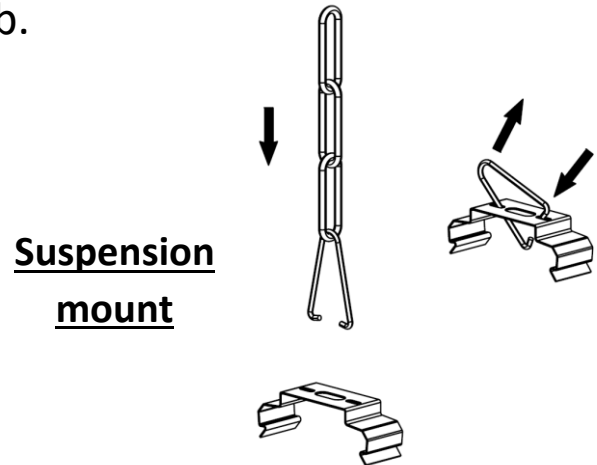
Terminal Labelling:

Power	
L1	Switched Live
E	Earth
N	Neutral
Emergency	
L2	Unswitched Live
DA/AT3	DALI Autotest
DA/AT3	DALI Autotest
Dimming	
-/D1/DA	Analogue/DSI/DALI
+/D2/DA	Analogue/DSI/DALI
L3	Switch Dim / Corridor Function

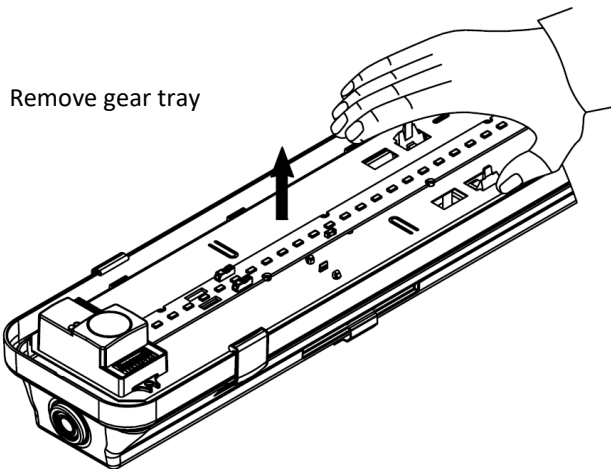
1a.



1b.



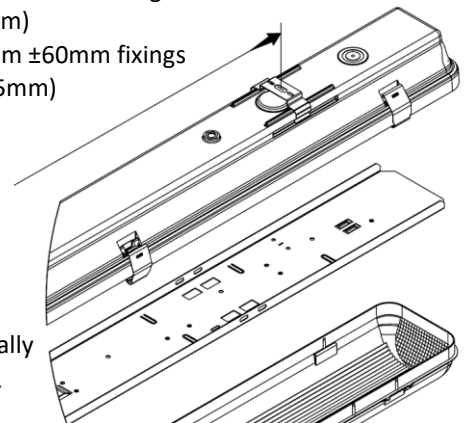
2.



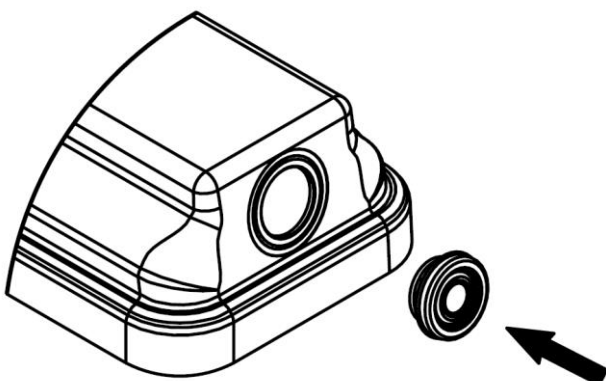
3.

- 4ft: 865mm ±60mm fixings (805-925mm)
- 5ft: 1165mm ±60mm fixings (1105-1225mm)

Clips to be mounted centrally on the housing.

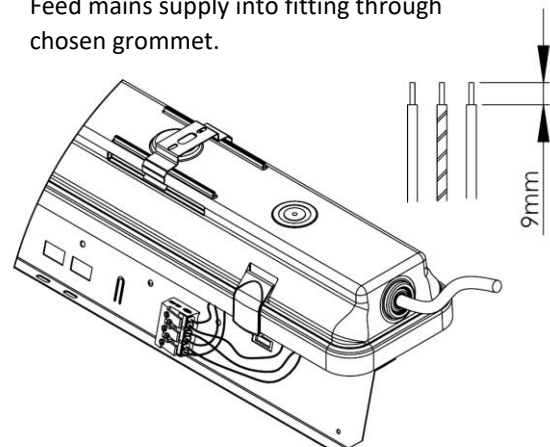


4.



5.

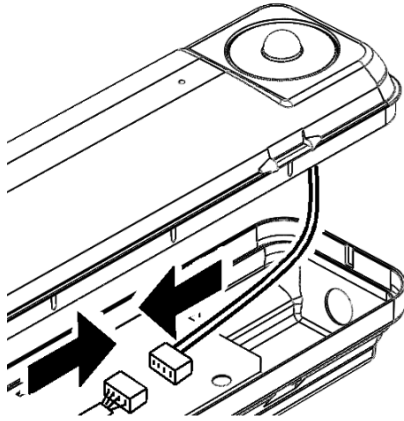
Feed mains supply into fitting through chosen grommet.



Typhon Installation

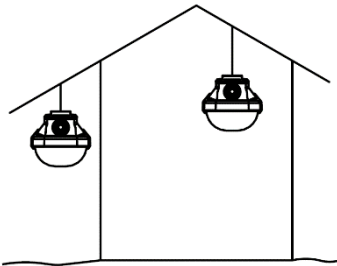
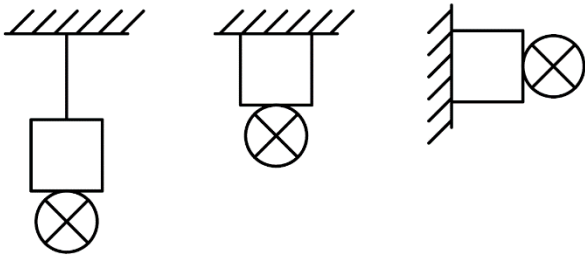
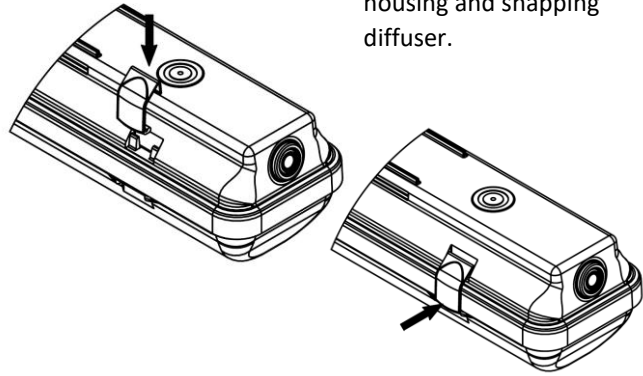
6.

Connect sensor lead to the rear of the sensor if applicable.



7.

Fit diffuser clips by sliding housing and snapping diffuser.



When installed externally the luminaire must be protected under canopy and not exposed to direct rainfall

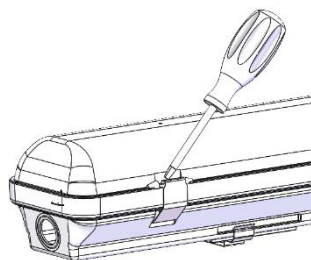


Maintenance

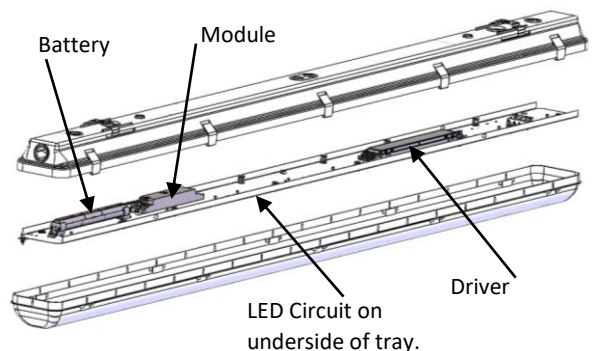
1 Disconnect luminaire before undertaking any maintenance or cleaning.

2 Cleaning should be undertaken on external parts of the luminaire only using a slightly damp lint free cloth.

3 To access tray remove clips using a flat head screwdriver.



4 Use a pan pozi screwdriver when removing components.



5 Please contact Dextra for assistance with spare component supply.