



PRODUCT SPECIFICATION

SURFACE TRAYS



INTRODUCTION

We offer retrofit gear trays for several of our Surface ranges including the Runway Surface/Suspended, Graduate, MOD Office Surface, MOD UGR Surface, MOD Surface and IMPS ranges. These trays enable luminaires to be either repaired or upgraded at end of life to use the most efficient LED sources. Replacing the gear tray can also enable you to upgrade luminaires to incorporate dimming, emergency and wireless controls in many cases should you wish to enhance the performance of your product. Please note that we can also offer replacement parts such as diffusers and accessory parts should these also need to be renewed.


To arrange replacement gear trays please contact us with the luminaire type and date of supply so that we can advise on the most suitable tray to upgrade your product. Each luminaire contains a 7 digit number on the product labelled prefixed with IJN which will allow us to trace the exact product details for your installation. Please be aware that we will need to understand the age and condition of the product to determine if replacement gear trays are feasible, the style of gear tray that will be required and if any additional parts such as the diffuser will also require replacement.

**UK
CA** CE TM21: L90>60K HOURS / L80>90K HOURS 3 STEP MACADAM ELLIPSE


APPLICATION

IMAGES


PRODUCT IMAGES




Graduate Complete Luminaire




MOD Office Surface Complete Luminaire




MOD UGR Surface Complete Luminaire



IMPS Complete Luminaire



MOD Surface Complete Luminaire



Runway Surface Complete Luminaire

WARRANTY

At Dextra our commitment to service has been at the forefront throughout our history spanning more than forty years in the UK lighting market. Our service ethos extends beyond design and delivery, we believe supporting your installation throughout the warranty period is equally crucial, whilst the strength and longevity of Dextra Group provides peace of mind that our warranty will be supported throughout.

The Dextra range is supplied with a five year warranty commencing from the date of delivery. During the first three years defects will be repaired on site and the warranty will include both parts and labour. For the final two years drivers, emergency modules, wireless modules, sensors and LED circuits will be supplied free of charge to replace defective components, labour and other associated costs are not included.

Certain ranges and components are subject to exemptions:

- Lithium batteries are provided with a three year warranty for parts and labour. Nickel Metal Hydride and Nickel Cadmium batteries are provided with a one year warranty for parts and labour.
- Emergency luminaires including AME LED, EXI LED, EXI2 LED, EXI Track, HBE LED, HBE2 LED, OAT2 LED, OEZ LED and Twinspot with Nickel Metal Hydride batteries are supplied with a one year warranty for parts and labour. Lithium variants of these ranges are supplied with a three year warranty for parts and labour with the exception of the AME2, EXI3, HBE3 and TWS IP65 L7 ranges which are supplied with a one year parts and labour warranty. TWS IP65 L7 in autotest and wireless variants are supplied with the standard three year lithium battery warranty.
- Protec Micro, PTECF7 Fire Rated Downlights, Serenus and the Opus Sconce are provided with a five year replacement luminaire only warranty. Protec FR Fire Rated Downlights are provided with a 2 year replacement luminaire only warranty.
- Controls systems such as standalone sensors, switches, marshalling boxes and cabling are provided with a one year warranty for both parts and labour. DALI control systems are provided with a two year warranty for both parts and labour.
- LEDextra ranges are supplied with a three year parts or replacement luminaire only warranty with the exception of the IMPR RGBW, the Runway RGBW, the MOD RGBW and the Tanek RGBW. These three ranges are supplied with our standard five year warranty during which defects within the first three years will be repaired on site and the warranty includes both parts and labour. For the final two years free of charge replacement components only will be supplied to rectify any failures but labour and other associated costs are not included.
- LEDEX ranges are supplied with a three year replacement luminaire only warranty.
- The Decorative Pendant ranges, Bebo, Dene, Nova, Fino and Stix are supplied with a 3 year replacement luminaire only warranty.

All warranties are subject to correct use of the product and will be invalidated by misuse, for example incorrect installation, unsuitable environmental conditions or incorrect maintenance. It is the duty of the customer to ensure that all the fault lies with the luminaire prior to requesting replacement parts or site repairs. In the event that no defect is found with the product our costs for attending site will be recharged to the customer and credit will not be issued against returned products. No consequential losses incurred resulting from any defect with our product will be reimbursed.

Given the nature of LED technology a small percentage of LEDs may fail during the lifetime of a luminaire, this does not cause a reduction in lumen output. As such LED luminaires are only deemed to be faulty for warranty purposes when in excess of ten percent of LEDs have failed in a single luminaire

On site repair of products under warranty will be undertaken during normal working hours, 9am to 5pm Monday to Friday, and will require unrestricted access to luminaires. Where required Dextra will provide access equipment to carry out repairs at height, should luminaires have been installed in locations where reasonable provision for maintenance access has not been made we reserve the right to supply replacement product only.

If you require any assistance with regards to our products please contact our Customer Services department on 01747 858100.

[DOWNLOAD WARRANTY PDF](#)

ORDER CODES

LUMINAIRE

Runway Surface / Suspended Surface / Suspended linear architectural luminaire

Code	Description
RWY 1000 L14 ER	Runway, 1000mm, 1,400lm, Tray, Colour 84
RWY 1000 L20 ER	Runway, 1000mm, 2,000lm, Tray, Colour 84
RWY 1000 L30 ER	Runway, 1000mm, 3,000lm, Tray, Colour 84
RWY 1500 L22 ER	Runway, 1500mm, 2,200lm, Tray, Colour 84
RWY 1500 L30 ER	Runway, 1500mm, 3,000lm, Tray, Colour 84
RWY 1500 L45 ER	Runway, 1500mm, 4,500lm, Tray, Colour 84
RWY 1500 L96 ER	Runway, 1500mm, 9,600lm, Tray, Colour 84
RWY 1500 L127 BD ER	Runway, 1500mm, 12,700lm, Bi-Directional, Tray, Colour 84
RWY 1500 L29 BD ER	Runway, 1500mm, 2,900lm, Bi-Directional, Tray, Colour 84
RWY 1500 L40 BD ER	Runway, 1500mm, 4,000lm, Bi-Directional, Tray, Colour 84
RWY 1500 L60 BD ER	Runway, 1500mm, 6,000lm, Bi-Directional, Tray, Colour 84
RWY 2000 L29 ER	Runway, 1500mm, 2,900lm, Tray, Colour 84
RWY 2000 L40 ER	Runway, 2000mm, 4,000lm, Tray, Colour 84
RWY 2000 L60 ER	Runway, 2000mm, 6,000lm, Tray, Colour 84
RWY 2000 L38 BD ER	Runway, 2000mm, 3,800lm, Bi-Directional, Tray, Colour 84
RWY 2000 L53 BD ER	Runway, 2000mm, 5,300lm, Bi-Directional, Tray, Colour 84
RWY 2000 L80 BD ER	Runway, 2000mm, 8,000lm, Bi-Directional, Tray, Colour 84

Please specify original product type and IJN when querying replacement tray options
Available in dimming, emergency, wireless and a selection of colour temperature options

Graduate

Code	Description
GRD L22 GT	Graduate, 600mm, 2,200lm, Tray, Colour 84
GRD L26 GT	Graduate, 1200mm, 2,600lm, Tray, Colour 84
GRD L38 GT	Graduate, 1200mm, 3,800lm, Tray, Colour 84
GRD L87 GT	Graduate, 1200mm, 8,700lm, Tray, Colour 84
GRD L35 GT	Graduate, 1500mm, 3,500lm, Tray, Colour 84
GRD L45 GT	Graduate, 1500mm, 4,500lm, Tray, Colour 84
GRD L54 GT	Graduate, 1500mm, 5,400lm, Tray, Colour 84
GRD L63 GT	Graduate, 1500mm, 6,300lm, Tray, Colour 84
GRD L80 GT	Graduate, 1500mm, 8,000lm, Tray, Colour 84
GRD L96 GT	Graduate, 1500mm, 9,600lm, Tray, Colour 84
GRD L132 GT	Graduate, 1500mm, 13,200lm, Tray, Colour 84
GRD L45 6FT GT	Graduate, 1800mm, 4,500lm, Tray, Colour 84
GRD L65 6FT GT	Graduate, 1800mm, 6,500lm, Tray, Colour 84
GRD L90 6FT GT	Graduate, 1800mm, 9,000lm, Tray, Colour 84

Please specify original product type and IJN when querying replacement tray options
Available in dimming, emergency, wireless, sensor controlled and a selection of colour temperature options

MOD Office Surface

Code	Description
MODSO L25 GT	MOD Office Surface/Suspended, 2,500lm, Tray, Colour 84
MODSO L31 GT	MOD Office Surface/Suspended, 3,100lm, Tray, Colour 84
MODSO L37 GT	MOD Office Surface/Suspended, 3,700lm, Tray, Colour 84
MODSO L45 GT	MOD Office Surface/Suspended, 4,500lm, Tray, Colour 84
MODSO L50 GT	MOD Office Surface/Suspended, 5,000lm, Tray, Colour 84

Please specify original product type and IJN when querying replacement tray options
Available in dimming, emergency, wireless and a selection of colour temperature options

MOD UGR Surface

Code	Description
MODSU L29 GT	MOD UGR Surface/Suspended, 600x600, 2,900lm, Tray, Colour 84
MODSU L35 GT	MOD UGR Surface/Suspended, 600x600, 3,500lm, Tray, Colour 84
MODSU L45 GT	MOD UGR Surface/Suspended, 600x600, 4,500lm, Tray, Colour 84
MODSU L68 GT	MOD UGR Surface/Suspended, 600x600, 6,800lm, Tray, Colour 84
MODSU 123 L35 GT	MOD UGR Surface/Suspended, 1200x300, 3,500lm, Tray, Colour 84
MODSU 123 L45 GT	MOD UGR Surface/Suspended, 1200x300, 4,500lm, Tray, Colour 84
MODSU 123 L68 GT	MOD UGR Surface/Suspended, 1200x300, 6,800lm, Tray, Colour 84
MODSU 126 L58 GT	MOD UGR Surface/Suspended, 1200x600, 5,800lm, Tray, Colour 84
MODSU 126 L70 GT	MOD UGR Surface/Suspended, 1200x600, 7,000lm, Tray, Colour 84
MODSU 126 L90 GT	MOD UGR Surface/Suspended, 1200x600, 9,000lm, Tray, Colour 84
MODSU 126 L136 GT	MOD UGR Surface/Suspended, 1200x600, 13,600lm, Tray, Colour 84

Please specify original product type and IJN when querying replacement tray options
Available in dimming, emergency, wireless and a selection of colour temperature options

MOD Surface

Code	Description
MODS L29 GT	MOD Surface/Suspended, 600x600, 2,900lm, Tray, Colour 84
MODS L35 GT	MOD Surface/Suspended, 600x600, 3,500lm, Tray, Colour 84
MODS L45 GT	MOD Surface/Suspended, 600x600, 4,500lm, Tray, Colour 84
MODS L68 GT	MOD Surface/Suspended, 600x600, 6,800lm, Tray, Colour 84
MODS 123 L35 GT	MOD Surface/Suspended, 1200x300, 3,500lm, Tray, Colour 84
MODS 123 L45 GT	MOD Surface/Suspended, 1200x300, 4,500lm, Tray, Colour 84
MODS 123 L68 GT	MOD Surface/Suspended, 1200x300, 6,800lm, Tray, Colour 84
MODS 126 L58 GT	MOD Surface/Suspended, 1200x600, 5,800lm, Tray, Colour 84
MODS 126 L70 GT	MOD Surface/Suspended, 1200x600, 7,000lm, Tray, Colour 84
MODS 126 L90 GT	MOD Surface/Suspended, 1200x600, 9,000lm, Tray, Colour 84
MODS 126 L136 GT	MOD Surface/Suspended, 1200x600, 13,600lm, Tray, Colour 84

Please specify original product type and IJN when querying replacement tray options
Available in dimming, emergency, wireless and a selection of colour temperature options

IMPS

Code	Description
IMPS65 L35 GT	IMPS, Surface, 600x600, 3,500lm, IP65, Tray, Colour 84
IMPS65 L45 GT	IMPS, Surface, 600x600, 4,500lm, IP65, Tray, Colour 84
IMPS65 L55 GT	IMPS, Surface, 600x600, 5,500lm, IP65, Tray, Colour 84
IMPS65 L68 GT	IMPS, Surface, 600x600, 6,800lm, IP65, Tray, Colour 84
IMPS65 L76 GT	IMPS, Surface, 600x600, 7,600lm, IP65, Tray, Colour 84
IMPS65 123 L35 GT	IMPS, Surface, 1200x300, 3,500lm, IP65, Tray, Colour 84
IMPS65 123 L45 GT	IMPS, Surface, 1200x300, 4,500lm, IP65, Tray, Colour 84
IMPS65 123 L55 GT	IMPS, Surface, 1200x300, 5,500lm, IP65, Tray, Colour 84
IMPS65 123 L68 GT	IMPS, Surface, 1200x300, 6,800lm, IP65, Tray, Colour 84
IMPS65 123 L76 GT	IMPS, Surface, 1200x300, 7,600lm, IP65, Tray, Colour 84
IMPS65 126 L70 GT	IMPS, Surface, 1200x600, 7,000lm, IP65, Tray, Colour 84
IMPS65 126 L90 GT	IMPS, Surface, 1200x600, 9,000lm, IP65, Tray, Colour 84
IMPS65 126 L136 GT	IMPS, Surface, 1200x600, 13,600lm, IP65, Tray, Colour 84
IMPS65 126 L152 GT	IMPS, Surface, 1200x600, 15,200lm, IP65, Tray, Colour 84

Please specify original product type and IJN when querying replacement tray options
Available in dimming, emergency, wireless and a selection of colour temperature options