



# PRODUCT SPECIFICATION

---

SIREN



INTRODUCTION

For applications where glass reinforced polyester is not needed for chemical resistance the Siren offers a full polycarbonate alternative offering excellent impact resistance. The Siren is designed with a snap on mounting clips for the rear of the housing to aid suspension and surface mounting, while a flat rear aids installation to conduit and besa box. The Siren is available in a wide range of lumen outputs, 600mm, 1200mm and 1500mm sizes and lithium emergency and dimming variants. We offer a range of wireless control systems providing localised grouping and control as well as comprehensive wireless solutions allowing both standard and emergency luminaires to be centrally monitored. For external applications please ensure that the Siren is installed under canopy in accordance with the installation leaflet. Please see our Tanek range for installations where the product must be both external and fully exposed

For applications where improved chemical resistance is required please refer to our Typhon range.

UK CA	CE	IP65	IK07	TM21: L90>60K HOURS / L80>90K HOURS	3 STEP MACADAM ELLIPSE
----------	----	------	------	-------------------------------------	------------------------

APPLICATION

- Canteen
- Corridor
- Exterior (please refer to installation leaflet for limitations)
- Food Production
- Healthcare / Social Housing
- Hotel / Leisure
- Industrial / Manufacturing
- Parking / Exterior

- Retail
- Stairwell
- Store Room
- Transport
- Warehousing

---

## SPECIFICATION

---

### CONSTRUCTION

- Housing: Injection moulded polycarbonate
- Finish: Matt grey
- Diffuser: Injection moulded high transmission opal polycarbonate
- IP65

;

### PERFORMANCE

- Part L2 compliant
- 3SDCM Three step Macadams ellipse
- TM21: L90>60K Hours / L80>90K Hours
- Up to 153 luminaire lumens per circuit Watt.

;

### ENVIRONMENTAL

- Designed to allow simple replacement of components with commonly available tools in compliance with the Eco Design Directive, please see the installation leaflet for maintenance instructions.
- All critical components are mounted on a single tray for simple end of life repair or upgrade.
- Powered by European branded drivers and emergency modules ensuring replacement parts are easily sourced.
- Every luminaire is labelled with a unique ID number allowing easy identification of spare parts for the lifetime of the product.
- Contains no single use plastics or polystyrene packaging.
- Supplied in plain card boxes with paper tape ensuring packaging is easily recycled.
- Designed to allow simple disassembly for end of life recycling.
- UK based manufacturing providing local support throughout the product lifetime and minimising transportation miles.

;

EMERGENCY

- Available with optional standard, self test and autotest integral emergency with lithium batteries for extended warranty and lifetime.
- Optional Reacta-Link wireless emergency for automated centralised reporting.
- Optional Reacta-Control wireless emergency for automated centralised reporting.
- Optional central battery changeover relay

;

CONTROL

- Optional compatibility with a range of dimming systems including DALI, DSI and Switch Dimming
- Optional integral Reacta-Link for integration with Reacta-Link wireless installations
- Optional integral Reacta-Control for integration with Reacta-Control wireless installations

;

INSTALLATION

- Suitable for suspended installation
- Suitable for trunking installation
- Suitable for conduit installation
- Suitable for surface installation
- Suitable for external use when protected under canopy.
- Please see our Tanek range for installations where the product must be both external and fully exposed

;

VARIATIONS

- Available with a wide range of colour temperatures and renderings
- Available in a range of housing sizes and lumen outputs

;

---

IMAGES

---

PRODUCT IMAGES



Siren 600mm



Siren 1200mm



Siren 1500mm

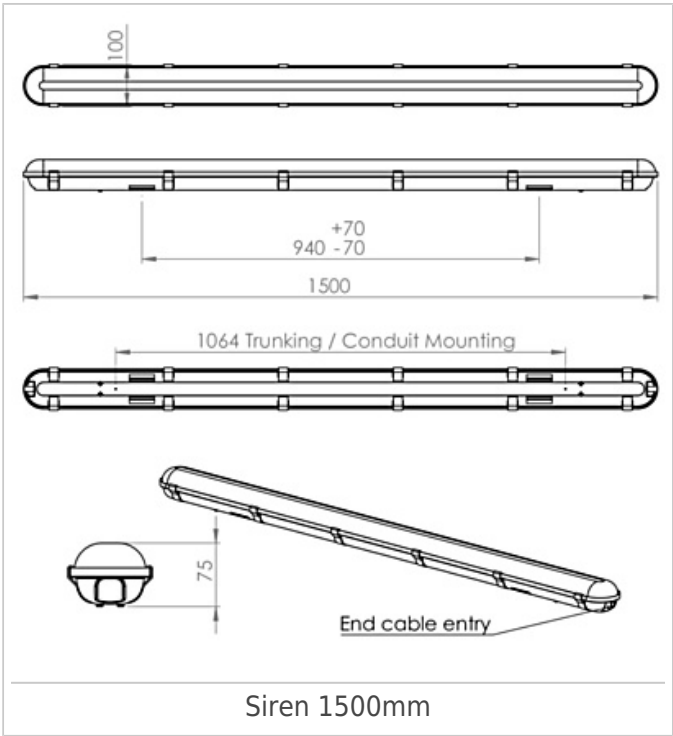
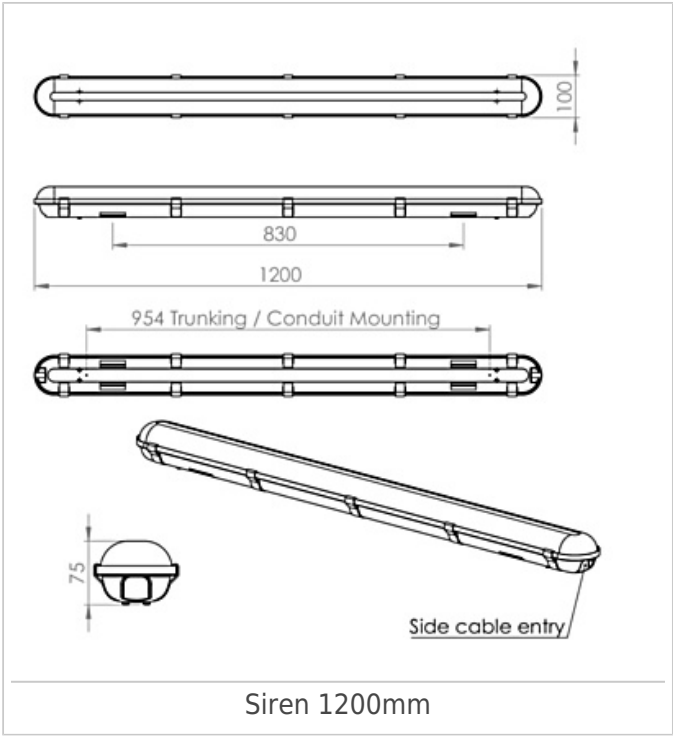
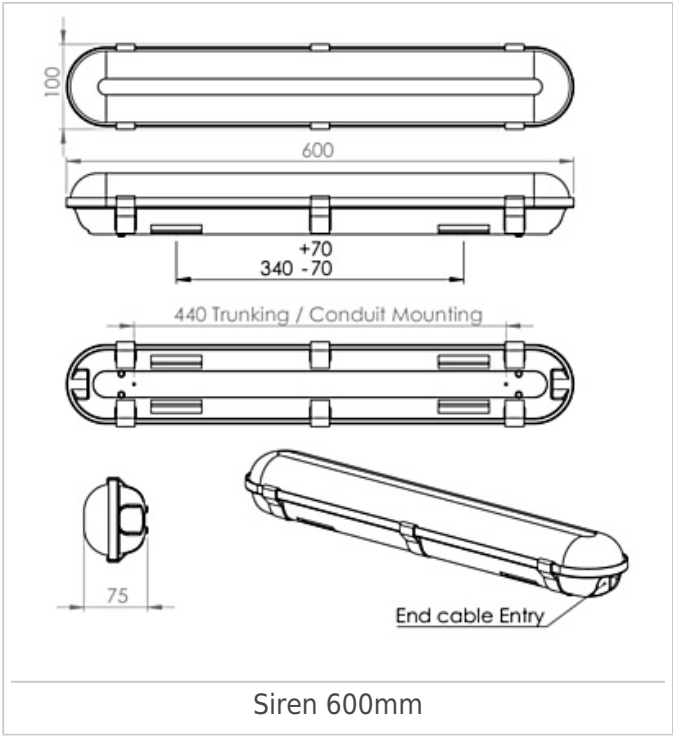


Siren Mounting Clip

## PROJECT IMAGES



TECHNICAL



---

## WARRANTY

---

At Dextra our commitment to service has been at the forefront throughout our history spanning more than forty years in the UK lighting market. Our service ethos extends beyond design and delivery, we believe supporting your installation throughout the warranty period is equally crucial, whilst the strength and longevity of Dextra Group provides peace of mind that our warranty will be supported throughout.

The Dextra range is supplied with a five year warranty commencing from the date of delivery. During the first three years defects will be repaired on site and the warranty will include both parts and labour. For the final two years drivers, emergency modules, wireless modules, sensors and LED circuits will be supplied free of charge to replace defective components, labour and other associated costs are not included.

Certain ranges and components are subject to exemptions:

- Lithium batteries are provided with a five year warranty. During the first three years defects will be repaired on site and the warranty will include both parts and labour. For the final two years replacement batteries will be supplied free of charge to replace defective components. Five year warranty became effective as of 03/02/25, Lithium emergency luminaires supplied prior to this date are supported with a three year on site warranty only. Labour and other associated costs are not included. Nickel Metal Hydride and Nickel Cadmium batteries are provided with a one year warranty for parts and labour.
- Emergency luminaires including AME LED, EXI LED, EXI3, EXI Track, HBE LED, HBE3, OAT2 LED, OEZ2 and Twinspot are supplied with a one year warranty for parts and labour. Lithium variants suffixed with the 5YR part code, the Autotest emergency with the LA3 part code and wireless variants with LA3RC or LSTR part codes are supplied with a five year warranty. For these extended warranty variants for the first three years defects will be repaired on site and the warranty will include both parts and labour. For the final two years replacement batteries will be supplied free of charge to replace defective components.
- Protec Micro, PTECF7 Fire Rated Downlights, Serenus and the Opus Sconce are provided with a five year replacement luminaire only warranty. Protec FR Fire Rated Downlights are provided with a 2 year replacement luminaire only warranty.
- Controls systems such as standalone sensors, switches, marshalling boxes and cabling are provided with a one year warranty for both parts and labour. DALI control systems are provided with a two year warranty for both parts and labour.
- LEDextra ranges are supplied with a three year parts or replacement luminaire only warranty with the exception of the IMPR RGBW, the Runway RGBW, the MOD RGBW, Tanek RGBW and the DexRing. These five ranges are supplied with our standard five year warranty during which defects within the first three years will

be repaired on site and the warranty includes both parts and labour. For the final two years free of charge replacement components only will be supplied to rectify any failures but labour and other associated costs are not included.

- LEDEX ranges are supplied with a three year replacement luminaire only warranty.
- The Decorative Pendant ranges, Bebo, Dene, Nova, Fino and Stix are supplied with a 3 year replacement luminaire only warranty.

All warranties are subject to correct use of the product and will be invalidated by misuse, for example incorrect installation, unsuitable environmental conditions or incorrect maintenance. It is the duty of the customer to ensure that all the fault lies with the luminaire prior to requesting replacement parts or site repairs. In the event that no defect is found with the product our costs for attending site will be recharged to the customer and credit will not be issued against returned products. No consequential losses incurred resulting from any defect with our product will be reimbursed.

Given the nature of LED technology a small percentage of LEDs may fail during the lifetime of a luminaire, this does not cause a reduction in lumen output. As such LED luminaires are only deemed to be faulty for warranty purposes when in excess of ten percent of LEDs have failed in a single luminaire.

On site repair of products under warranty will be undertaken during normal working hours, 9am to 5pm Monday to Friday, and will require unrestricted access to luminaires. Where required Dextra will provide access equipment to carry out repairs at height, should luminaires have been installed in locations where reasonable provision for maintenance access has not been made we reserve the right to supply replacement product only. On site warranty repairs will only be undertaken on the mainland of the UK and Ireland, in all other locations replacement product only will be provided.

**If you require any assistance with regards to our products please contact our Customer Services department on 01747 858100.**

---

## ORDER CODES

---

### LUMINAIRE



PRODUCT SPECIFICATION

Code	Description	Power	Llm/W
SRN L22 PC 2S	Siren, 600mm, 1,903llm, Colour 84	15.8W	120
SRN L26 PC 4S	Siren, 1200mm, 2,166llm, Colour 84	16.7W	130
SRN L38 PC 4S	Siren, 1200mm, 3,154llm, Colour 84	25.2W	125
SRN L50 PC 4S	Siren, 1200mm, 4,150llm, Colour 84	28.9W	144
SRN L35 PC 5S	Siren, 1500mm, 2,945llm, Colour 84	22.4W	131
SRN L45 PC 5S	Siren, 1500mm, 3,783llm, Colour 84	27.3W	139
SRN L54 PC 5S	Siren, 1500mm, 4,538llm, Colour 84	33.8W	134
SRN L63 PC 5S	Siren, 1500mm, 5,294llm , Colour 84	39.6W	134
SRN L80 PC 5S	Siren, 1500mm, 6,722llm, Colour 84	43.8W	153
SRN L96 PC 5S	Siren, 1500mm, 8,067llm, Colour 84	52.9W	153

DIMMING

Code	Description
A	DALI Digital Addressable Lighting Interface
S	Switch Dimming
D	DSI Digital Dimming
H	HFR Analogue 1-10v
C	Bi-Level Dimming For Standalone Switched Sensor

HFR not available in 600mm versions.

CONTROL

Code	Description
RLI	Reacta-Link, Wireless Enabled Luminaire
RC	Reacta-Control, Wireless Enabled Luminaire

RLI and RC not available in 600mm versions

EMERGENCY

Code	Description
LE3	Lithium Standard Emergency 3 Hour
LS3	Lithium Selftest Emergency 3 Hour
LA3	Lithium Autotest Emergency 3 Hour
LSTR	Lithium Reacta-Link Emergency 3 Hour
LA3RC	Lithium Reacta-Control Emergency 3 Hour

Emergency is only available in 1200mm and 1500mm variants.

MISCELLANEOUS

Code	Description
C**	Select Colour Temperature and Rendering; C827, C83, C85, C865, C93, C94
TRS	Tamper Resistant Screws
TRS INSTALL KIT	Tamper Resistant Compatible Screwdriver Heads
LSF	Low Smoke Zero Halogen

Supplied with stainless steel clips as standard.

220-240V / 50-60Hz

IP65

IK07

**Terminal Labelling:**

**Power**

L1 Switched Live  
E Earth  
N Neutral

**Emergency**

L2 Unswitched Live  
DA/AT3 DALI Autotest  
DA/AT3 DALI Autotest

**Dimming**

-/D1/DA Analogue/DSI/DALI  
+/D2/DA Analogue/DSI/DALI  
L3 Switch Dim / Corridor Function



**WARNING:** Luminaire must be earthed. Risk of electric shock from LED boards if operated with cover removed. Installation / operation outside of luminaires intended scope invalidates warranty. Suitable only for domestic / light industrial / industrial applications within the scope of EN55015. Tested to compliance with BSEN 60598: specification for general requirements and tests. Must be installed by a suitably qualified person in accordance with all relevant legislation. Ambient operating temperature of 0°C to 25°C. If maximum operating temperature is exceeded luminaire will automatically dim / switch off. Terminal blocks are rated to 16A unless stated otherwise. The light source contained in this luminaire shall only be replaced by the manufacturer or his service agent or a similar qualified person. **LUMINAIRES WITH EMERGENCY PACK:** When supply is isolated battery output terminals may be live if battery is connected. Isolate mains and battery before servicing. Emergency luminaires require unswitched live connection taken from same phase as switched supply. When unswitched supply is connected status indicator illuminates green, when unswitched supply is disconnected indicator extinguishes and luminaire operates in emergency mode. 24 hour charge period required before undertaking full discharge test. Emergency test sheets provided should be used to record all emergency tests. Batteries should be replaced when 3 hour duration is not met. Excessive switching of permanent live may result in premature battery failure. Battery electrolyte can be harmful to eyes / open wounds, do not puncture, if electrolyte touches skin / eyes flush with water. Do not incinerate batteries.

## 1. Surface & Suspended



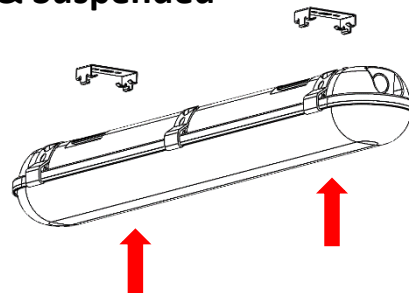
Fasten mounting brackets to the ceiling first, with the centre distance as following:

340mm +/-70mm apart for the 600mm fitting

830mm +/-70mm apart for the 1200mm fitting

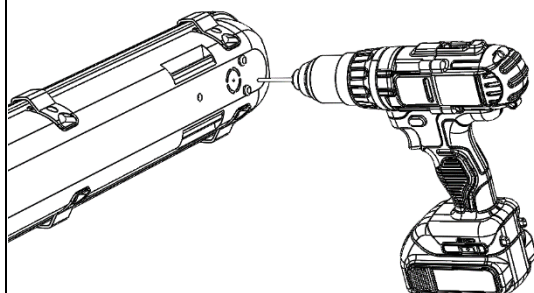
940mm +/-70mm apart for the 1500mm fitting

## 2. Surface & Suspended



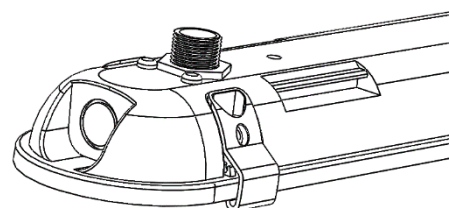
Lift fitting up to the surface mount clips and push into place.

## 1. Trunking & Conduit



Drill holes in rear once gear tray and diffuser are removed as per step 3, taking care not to be in a position that may clash with components or clips.

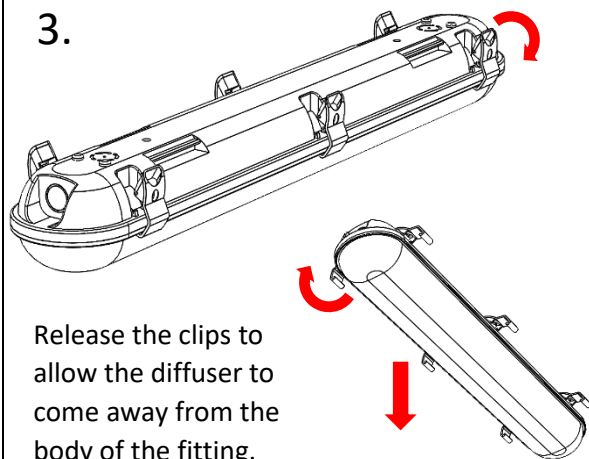
## 2. Trunking & Conduit



Use Locking Nut and brass bush to fix the fitting to the conduit or trunking.

Note: The installer must re-seal if IP rating is required

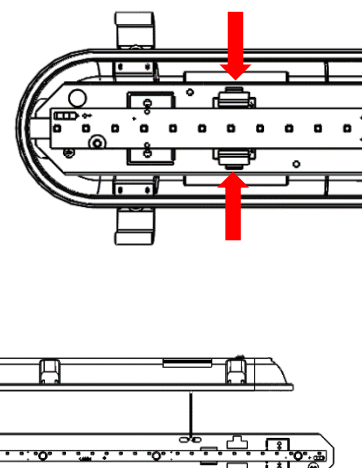
## 3.



Release the clips to allow the diffuser to come away from the body of the fitting.

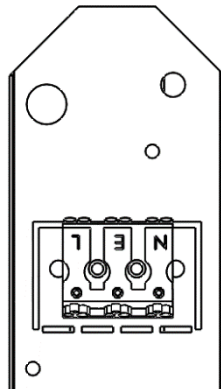
## 4.

Compress the internal clips to release the gear tray from the body of the fitting and allow fitting to hang on tethers.

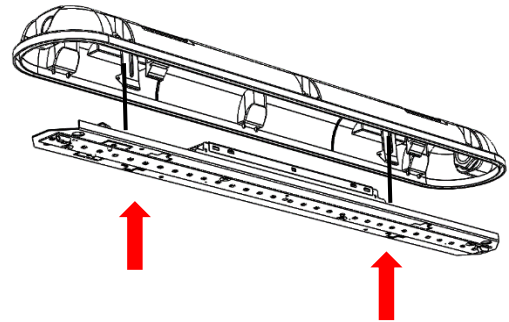


5.

Feed the mains cable through the cable entry, making sure that the IP rating is maintained, and wire into the appropriate terminals.

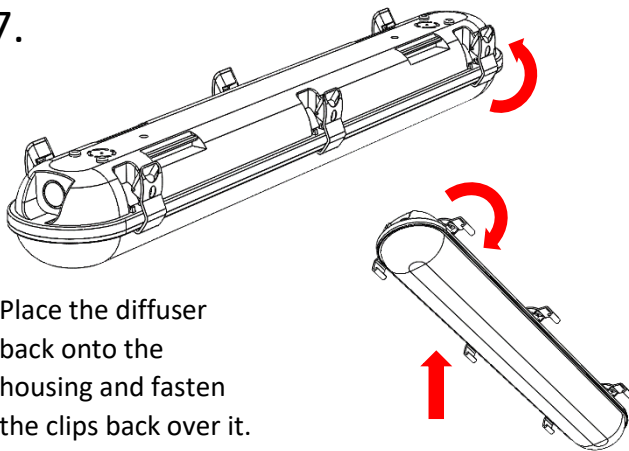


6.



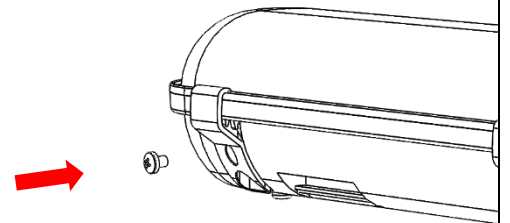
Push tray back onto the clips.

7.



Place the diffuser back onto the housing and fasten the clips back over it.

8.



Using the supplied screws fasten the end 4 clips to lock them in place.

## NOTES:

- Full IP ratings only apply when luminaire is mounted horizontally facing downward on a ceiling internally or under a canopy externally.
- It is the responsibility of the installer to ensure the IP ratings are maintained during installation of the fitting.
- This luminaire is only suitable for domestic, light industrial and industrial environments which are within the scope of EN 55015.
- Not for use in hazardous areas, areas of excessive heat or where airborne fatty substances may be present.
- Operating temperature is 0°C to 25°C. If the temperature exceeds the drivers maximum TA there is a safety mechanism where the driver will either dim or switch off to allow it to cool.

## Maintenance

- 1 Disconnect luminaire before undertaking any maintenance or cleaning.
- 2 Cleaning should be undertaken on external parts of the luminaire only using a slightly damp lint free cloth.
- 3 To access fitting use a flat head screwdriver to remove clips along housing.
- 4 Use a pan pozi screwdriver to remove components.
- 5 Please contact Dextra for assistance with spare component supply.

