



PRODUCT SPECIFICATION

SERIAL



INTRODUCTION

The Serial has been designed as a retro-fit solution to enable retailers to upgrade their existing fluorescent troffer systems without the expense of removing the troff itself. As traditional installations commonly support the surrounding ceiling structure the cost to remove them can often outweigh the efficiency gains available. With the Serial LED the contractor simply removes the old lamps and louvres before installing the new LED gear trays into the existing carcass via bespoke brackets, the high transmission optic is then clipped into place and the diffuser frame covers the trim of the existing troff, making it look like a new installation from underneath. The gear trays can be supplied with simple piano key connectors allowing you to re-terminate the existing power supplies or alternatively they are available with either a 4 pole, 6 pole or 9 pole 2.5mm square male/female wiring loom allowing for a dual switching emergency and dimming control. Available in a variety of lumen outputs and with integral lithium emergency this outstanding product range has become the benchmark for retailers nationwide, offering a cost effective sustainable retro-fit solution that's quick to install and easy to maintain.

We offer a range of wireless control systems providing localised grouping and control as well as comprehensive wireless solutions allowing both standard and emergency luminaires to be centrally monitored.



CE IP20 TM21: L90>60K HOURS / L80>90K HOURS 3 STEP MACADAM ELLIPSE

APPLICATION

- Hotel / Leisure
- Retail

SPECIFICATION

CONSTRUCTION

- Housing: 0.7mm CR4 steel
- Finish: Polyester powder painted BS 00E55 matt white 60% gloss
- Diffuser: 2mm high transmission opal polycarbonate TP(a) rated
- IP20
- Designed for retrofit installation into existing luminaires or a wide range of ceiling types, please enquire for our customised solutions.
- Blind units can be customised to incorporate adjustable spot lights or on site services.

;

PERFORMANCE

- Part L2 compliant
- 3SDCM Three step Macadams ellipse
- TM21: L90>60K Hours / L80>90K Hours

;

ENVIRONMENTAL

- Designed to allow simple replacement of components with commonly available tools in compliance with the Eco Design Directive, please see the installation leaflet for maintenance instructions.
- Powered by European branded drivers and emergency modules ensuring replacement parts are easily sourced.
- Every luminaire is labelled with a unique ID number allowing easy identification of spare parts for the lifetime of the product.
- Contains no single use plastics or polystyrene packaging.
- Supplied in plain card boxes with paper tape ensuring packaging is easily recycled.
- Designed to allow simple disassembly for end of life recycling.
- UK based manufacturing providing local support throughout the product lifetime and minimising transportation miles.

;

EMERGENCY

- Available with optional standard, self test and autotest integral emergency with lithium batteries for extended warranty and lifetime.
- Optional Reacta-Link wireless emergency for automated centralised reporting.
- Optional Reacta-Control wireless emergency for automated centralised reporting.
- Optional central battery changeover relay

;

CONTROL

- Optional compatibility with a range of dimming systems including DALI, DSI and Switch Dimming
- Optional White tunable
- Optional integral Reacta-Link for integration with Reacta-Link wireless installations

;

INSTALLATION

- Retrofit in existing luminaires

;

VARIATIONS

- Available with a wide range of colour temperatures and renderings
- Available in a range of housing sizes and lumen outputs

;

IMAGES

PRODUCT IMAGES



Serial



4 pole connector blocks.



6 pole connector blocks.

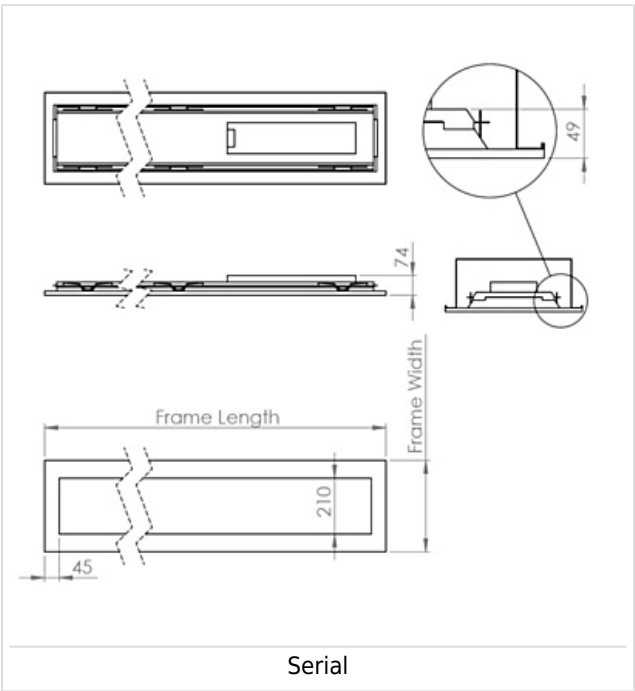


9 pole connector blocks.

PROJECT IMAGES



TECHNICAL



WARRANTY

At Dextra our commitment to service has been at the forefront throughout our history spanning more than forty years in the UK lighting market. Our service ethos extends beyond design and delivery, we believe supporting your installation throughout the warranty period is equally crucial, whilst the strength and longevity of Dextra Group provides peace of mind that our warranty will be supported throughout.

The Dextra range is supplied with a five year warranty commencing from the date of delivery. During the first three years defects will be repaired on site and the warranty will include both parts and labour. For the final two years drivers, emergency modules, wireless modules, sensors and LED circuits will be supplied free of charge to replace defective components, labour and other associated costs are not included.

Certain ranges and components are subject to exemptions:

- Lithium batteries are provided with a five year warranty. During the first three years defects will be repaired on site and the warranty will include both parts and labour. For the final two years replacement batteries will be supplied free of charge to replace defective components. Five year warranty became effective as of 03/02/25, Lithium emergency luminaires supplied prior to this date are supported with a three year on site warranty only. Labour and other associated costs are not included. Nickel Metal Hydride and Nickel Cadmium batteries are provided with a one year warranty for parts and labour.
- Emergency luminaires including AME LED, EXI LED, EXI3, EXI Track, HBE LED, HBE3, OAT2 LED, OEZ2 and Twinspot are supplied with a one year warranty for parts and labour. Lithium variants suffixed with the 5YR part code, the Autotest emergency with the LA3 part code and wireless variants with LA3RC or LSTR part codes are supplied with a five year warranty. For these extended warranty variants for the first three years defects will be repaired on site and the warranty will include both parts and labour. For the final two years replacement batteries will be supplied free of charge to replace defective components.
- Protec Micro, PTECF7 Fire Rated Downlights, Serenus and the Opus Sconce are provided with a five year replacement luminaire only warranty. Protec FR Fire Rated Downlights are provided with a 2 year replacement luminaire only warranty.
- Controls systems such as standalone sensors, switches, marshalling boxes and cabling are provided with a one year warranty for both parts and labour. DALI control systems are provided with a two year warranty for both parts and labour.
- LEDextra ranges are supplied with a three year parts or replacement luminaire only warranty with the exception of the IMPR RGBW, the Runway RGBW, the MOD RGBW, Tanek RGBW and the DexRing. These five ranges are supplied with our standard five year warranty during which defects within the first three years will be repaired on site and the warranty includes both parts and labour. For the final two years free of charge replacement components only will be supplied to rectify any failures but labour and other associated costs are not included.
- LEDEX ranges are supplied with a three year replacement luminaire only warranty.
- The Decorative Pendant ranges, Bebo, Dene, Nova, Fino and Stix are supplied with a 3 year replacement luminaire only

warranty.

All warranties are subject to correct use of the product and will be invalidated by misuse, for example incorrect installation, unsuitable environmental conditions or incorrect maintenance. It is the duty of the customer to ensure that all the fault lies with the luminaire prior to requesting replacement parts or site repairs. In the event that no defect is found with the product our costs for attending site will be recharged to the customer and credit will not be issued against returned products. No consequential losses incurred resulting from any defect with our product will be reimbursed.

Given the nature of LED technology a small percentage of LEDs may fail during the lifetime of a luminaire, this does not cause a reduction in lumen output. As such LED luminaires are only deemed to be faulty for warranty purposes when in excess of ten percent of LEDs have failed in a single luminaire.

On site repair of products under warranty will be undertaken during normal working hours, 9am to 5pm Monday to Friday, and will require unrestricted access to luminaires. Where required Dextra will provide access equipment to carry out repairs at height, should luminaires have been installed in locations where reasonable provision for maintenance access has not been made we reserve the right to supply replacement product only. On site warranty repairs will only be undertaken on the mainland of the UK and Ireland, in all other locations replacement product only will be provided.

If you require any assistance with regards to our products please contact our Customer Services department on 01747 858100.

ORDER CODES

LUMINAIRE

Code	Description	Power	Llm/W
SRL L52 OP	Serial, 1200mm, 5,200lm, Diffuser and Loom		
SRL L60 OP	Serial, 1200mm, 6,000lm, Diffuser and Loom		
SRL L65 OP	Serial, 1500mm, 6,500lm, Diffuser and Loom		
SRL L75 OP	Serial, 1500mm, 7,500lm, Diffuser and Loom		
SRL L78 OP	Serial, 1800mm, 7,800lm, Diffuser and Loom		
SRL L90 OP	Serial, 1800mm, 9,000lm, Diffuser and Loom		

DIMMING

Code	Description
A	DALI Digital Addressable Lighting Interface
S	Switch Dimming
D	DSI Digital Dimming
H	HFR Analogue 1-10v

CONTROL

Code	Description
RLI	Reacta-Link, Wireless Enabled Luminaire
RC	Reacta-Control, Wireless Enabled Luminaire
RCS	Reacta-Control Wireless, Presence & Daylight, 2.5-4M

EMERGENCY

Code	Description
------	-------------

LE3	Lithium Standard Emergency 3 Hour
LS3	Lithium Selftest Emergency 3 Hour
LA3	Lithium Autotest Emergency 3 Hour
LSTR	Lithium Reacta-Link Emergency 3 Hour
LA3RC	Lithium Reacta-Control Emergency 3 Hour
CB	Central Battery, Please Specify 110V or 230V when Ordering

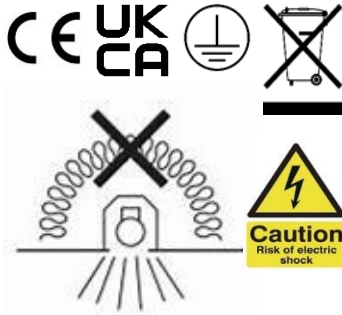
MISCELLANEOUS

Code	Description
C**	Select Colour Temperature and Rendering; C827, C83, C85, C865, C93, C94
LSF	Low Smoke Zero Halogen
4PP	4 Pole Piano Key Connector
6PP	6 Pole Piano Key Connector
9PP	9 Pole Piano Key Connector
4TW	4 Pole 2.5mm² Wiring Loom c/w Male/Female Connectors
6TW	6 Pole 2.5mm² Wiring Loom c/w Male/Female Connectors
9TW	9 Pole 2.5mm² Wiring Loom c/w Male/Female Connectors
SRL 4P 5M START	4 Pole 5m 2.5mm² Starter Lead
SRL 6P 5M START	6 Pole 5m 2.5mm² Starter Lead
SRL 9P 5M START	9 Pole 5m 2.5mm² Starter Lead
SRL BRKTS PAIR	Pair of Fixing Brackets

220-240V / 50-60Hz
IP20

Terminal Labelling:

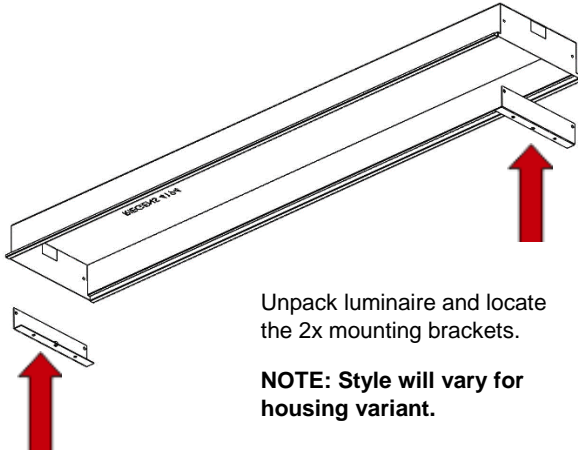
Power	
L1	Switched Live
E	Earth
N	Neutral
Emergency	
L2	Unswitched Live
DA/AT3	DALI Autotest
DA/AT3	DALI Autotest
Dimming	
-D1/DA	Analogue/DSI/DALI
+D2/DA	Analogue/DSI/DALI
L3	Switch Dim / Corridor Function



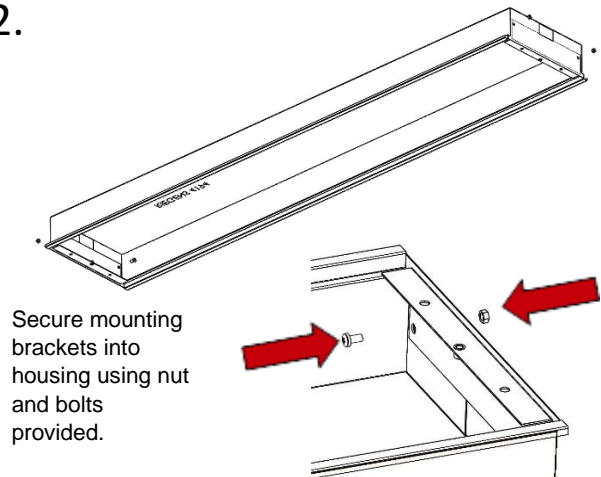
WARNING: Luminaire must be earthed. Risk of electric shock from LED boards if operated with cover removed. Installation / operation outside of luminaires intended scope invalidates warranty. Suitable only for domestic / light industrial / industrial applications within the scope of EN55015. Tested to compliance with BSEN 60598: specification for general requirements and tests. Must be installed by a suitably qualified person in accordance with all relevant legislation. Ambient operating temperature of 0°C to 25°C. If maximum operating temperature is exceeded luminaire will automatically dim / switch off. Terminal blocks are rated to 16A unless stated otherwise. The light source contained in this luminaire shall only be replaced by the manufacturer or his service agent or a similar qualified person.

LUMINAIRES WITH EMERGENCY PACK: When supply is isolated battery output terminals may be live if battery is connected. Isolate mains and battery before servicing. Emergency luminaires require unswitched live connection taken from same phase as switched supply. When unswitched supply is connected status indicator illuminates green, when unswitched supply is disconnected indicator extinguishes and luminaire operates in emergency mode. 24 hour charge period required before undertaking full discharge test. Emergency test sheets provided should be used to record all emergency tests. Batteries should be replaced when 3 hour duration is not met. Excessive switching of permanent live may result in premature battery failure. Battery electrolyte can be harmful to eyes / open wounds, do not puncture, if electrolyte touches skin / eyes flush with water. Do not incinerate batteries.

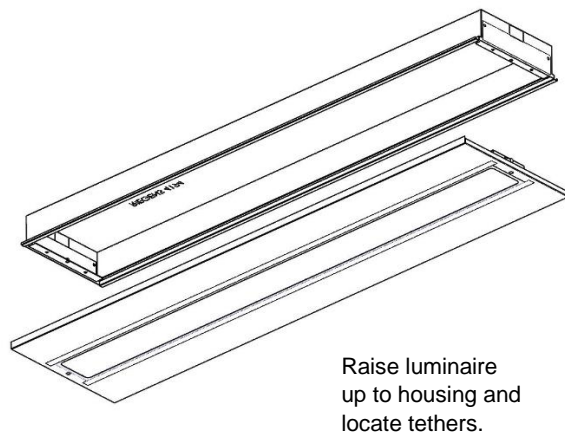
1.



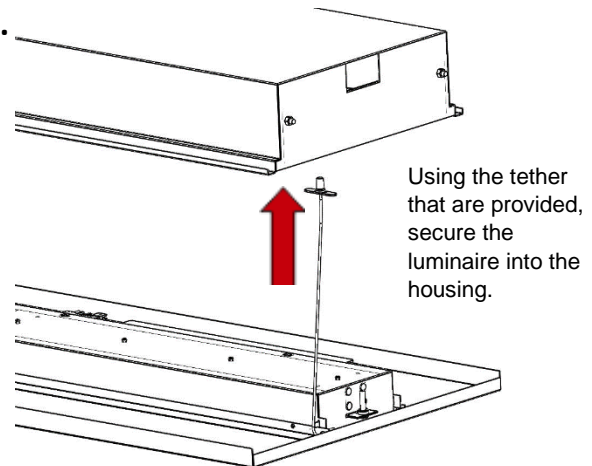
2.



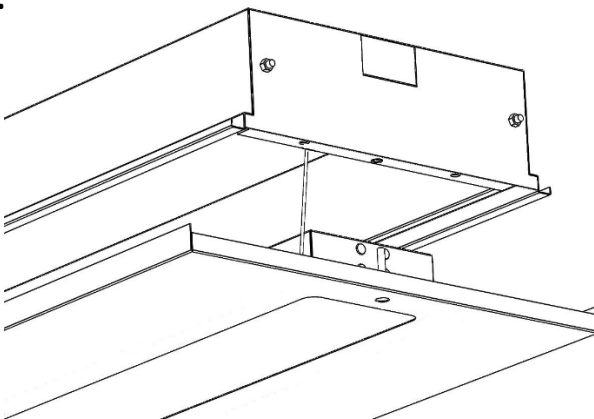
3.



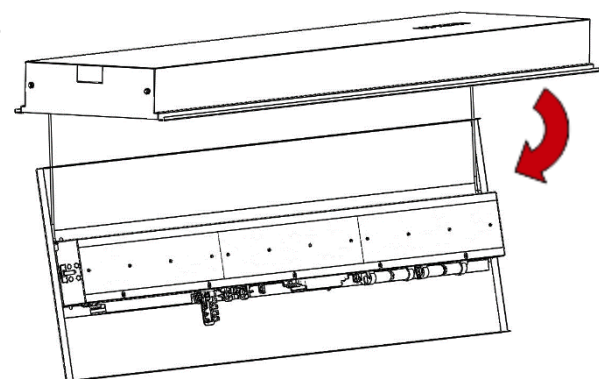
4.



5.

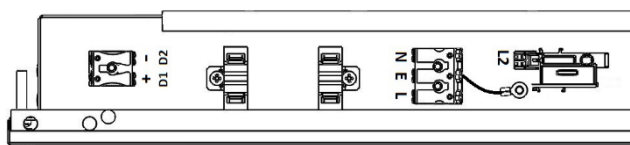


6.



Allow the housing to hang from the housing whilst locating mains cable(s).

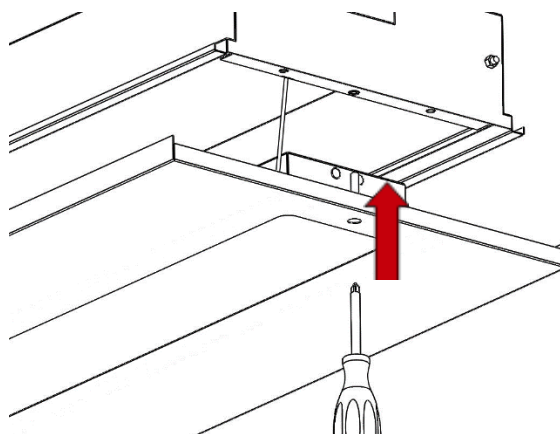
7.



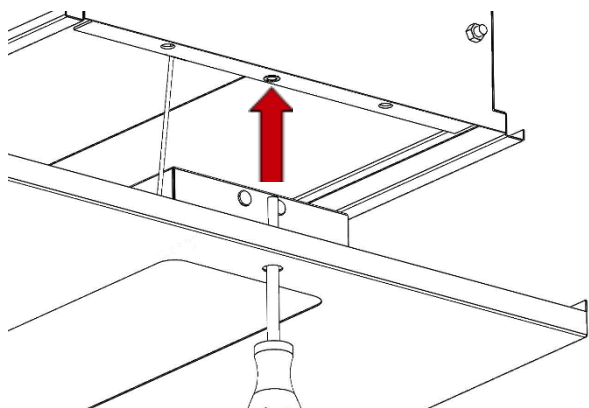
Feed mains cable in and wire to the relevant terminals. Secure cables in cable clamps provided.

NOTE: Terminals are marked for convenience.

8.




9.



10.

Locate the screws attached in the ends of the luminaire. Using a suitable pan pozi screwdriver, secure the luminaire into the corresponding nuts in the mounting brackets.



Maintenance

- ① Disconnect luminaire before undertaking any maintenance or cleaning.
- ② Cleaning should be undertaken on external parts of the luminaire only using a slightly damp lint free cloth.
- ③ To remove frame use a pan pozi screwdriver to remove all screws.

- ④ Use a pan pozi screwdriver to remove components.
- ⑤ Please contact Dextra for assistance with spare component supply.

