



PRODUCT SPECIFICATION

EXI3



INTRODUCTION

The EXI3 is a slim line polycarbonate emergency exit sign for surface mounting and rear cable entry and is available in both standard and self test variants. The EXI3 is supplied with lithium batteries as standard ensuring extended battery life as well as ISO7010 format legends in Up, Down, Left and Right designs ensuring that separate legend packs do not have to be ordered. All EXI3 legends are compliant with the ISO7010 format.

UK
CA

CE

IP20

EX13 - APPLICATION

- Canteen
- Commercial / Offices
- Corridor
- Education
- Food / Clean Area
- Healthcare / Social Housing
- Hotel / Leisure
- Industrial / Manufacturing
- Kitchen
- Office
- Retail
- Stairwell
- Store Room
- Toilet
- Transport
- Warehouse / Storage

EX13 - SPECIFICATION

CONSTRUCTION

- Housing: Injection moulded polycarbonate
- Finish: Matt white
- ISO 7010 with all directional arrow options.
- IP20

ENVIRONMENTAL

- Every luminaire is labelled with a unique ID number allowing easy identification of spare parts for the lifetime of the product.
- UK based manufacturing providing local support throughout the product lifetime and minimising transportation miles.

EMERGENCY

- Available with standard or self test emergency with lithium batteries for extended lifetime.

INSTALLATION

- Suitable for surface installation

EXI3 - IMAGES



EXI3



EXI3 LL ISO7010



EXI3 RL ISO7010




EXI3 UL ISO7010



EXI3 DL ISO7010




Coleg Cambria - Northop using the Runway Wall and EXI LED



EXI LED site



IMG_0867(web)

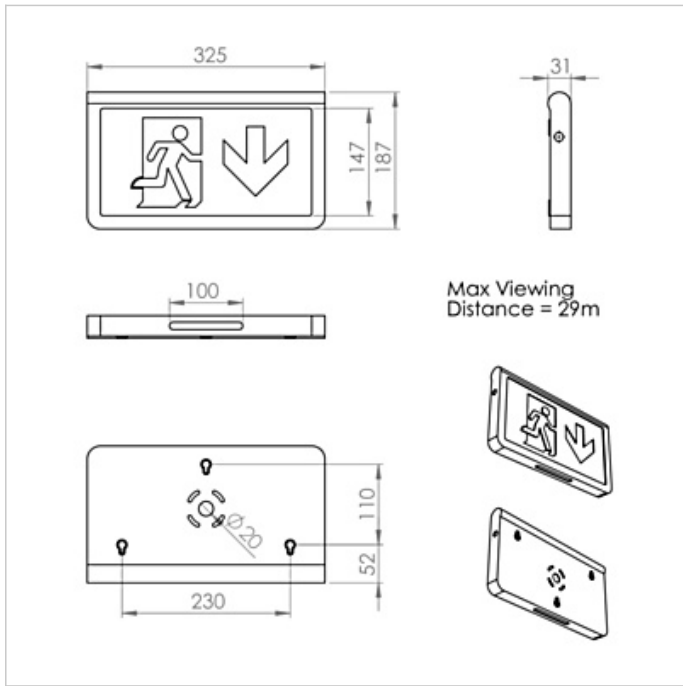


The Lighthouse Corona Testing Lab using the Cornice LED and EX12 LED



The Lighthouse Corona Testing Lab using the MODLED UGR and EX12 LED

EXI3 - TECHNICAL



EXI3

EXI3 – WARRANTY

At Dextra our commitment to service has been at the forefront throughout our history spanning more than forty years in the UK lighting market. Our service ethos extends beyond design and delivery, we believe supporting your installation throughout the warranty period is equally crucial, whilst the strength and longevity of Dextra Group provides peace of mind that our warranty will be supported throughout.

The Dextra range is supplied with a five year warranty commencing from the date of delivery. During the first three years defects will be repaired on site and the warranty will include both parts and labour. For the final two years drivers, emergency modules, wireless modules, sensors and LED circuits will be supplied free of charge to replace defective components, labour and other associated costs are not included.

Certain ranges and components are subject to exemptions:

- Lithium batteries are provided with a five year warranty. During the first three years defects will be repaired on site and the warranty will include both parts and labour. For the final two years replacement batteries will be supplied free of charge to replace defective components. Five year warranty became effective as of 03/02/25, Lithium emergency luminaires supplied prior to this date are supported with a three year on site warranty only. Labour and other associated costs are not included. Nickel Metal Hydride and Nickel Cadmium batteries are provided with a one year warranty for parts and labour.
- Emergency luminaires including AME LED, EXI LED, EXI2 LED, EXI Track, HBE LED, HBE2 LED, OAT2 LED, OEZ LED and Twinspot are supplied with a one year warranty for parts and labour. Lithium variants suffixed with the 5YR part code, the Autotest emergency with the LA3 part code and wireless variants with LA3RC or LSTR part codes are supplied with a five year warranty. For these extended warranty variants for the first three years defects will be repaired on site and the warranty will include both parts and labour. For the final two years replacement batteries will be supplied free of charge to replace defective components.
- Protec Micro, PTECF7 Fire Rated Downlights, Serenus and the Opus Sconce are provided with a five year replacement luminaire only warranty. Protec FR Fire Rated Downlights are provided with a 2 year replacement luminaire only warranty.
- Controls systems such as standalone sensors, switches, marshalling boxes and cabling are provided with a one year warranty for both parts and labour. DALI control systems are provided with a two year warranty for both parts and labour.
- LEDextra ranges are supplied with a three year parts or replacement luminaire only warranty with the exception of the IMPR RGBW, the Runway RGBW, the MOD RGBW, Tanek RGBW and the DexRing. These five ranges are supplied with our standard five year warranty during which defects within the first three years will be repaired on site and the warranty includes both parts and labour. For the final two years free of charge replacement components only will be supplied to rectify any failures but labour and other associated costs are not included.
- LEDEX ranges are supplied with a three year replacement luminaire only warranty.

- The Decorative Pendant ranges, Bebo, Dene, Nova, Fino and Stix are supplied with a 3 year replacement luminaire only warranty.

All warranties are subject to correct use of the product and will be invalidated by misuse, for example incorrect installation, unsuitable environmental conditions or incorrect maintenance. It is the duty of the customer to ensure that all the fault lies with the luminaire prior to requesting replacement parts or site repairs. In the event that no defect is found with the product our costs for attending site will be recharged to the customer and credit will not be issued against returned products. No consequential losses incurred resulting from any defect with our product will be reimbursed.

Given the nature of LED technology a small percentage of LEDs may fail during the lifetime of a luminaire, this does not cause a reduction in lumen output. As such LED luminaires are only deemed to be faulty for warranty purposes when in excess of ten percent of LEDs have failed in a single luminaire.

On site repair of products under warranty will be undertaken during normal working hours, 9am to 5pm Monday to Friday, and will require unrestricted access to luminaires. Where required Dextra will provide access equipment to carry out repairs at height, should luminaires have been installed in locations where reasonable provision for maintenance access has not been made we reserve the right to supply replacement product only. On site warranty repairs will only be undertaken on the mainland of the UK and Ireland, in all other locations replacement product only will be provided.

If you require any assistance with regards to our products please contact our Customer Services department on 01747 858100.

EXI3 - ORDER CODES

LUMINAIRE CODES

Code	Description	Power
EXI3 NM3 LE3	EXI3, Lithium Non Maintained, Standard Emergency 3 Hour, 4 Legend Pack	3.6W
EXI3 M3 LE3	EXI3, Lithium Maintained, Standard Emergency 3 Hour, 4 Legend Pack	3.6W
EXI3 M3 LS3	EXI3, Lithium Maintained, Self Test Emergency 3 Hour, 4 Legend Pack	3.6W
All products are supplied with a 1 year battery warranty		

EXI3 M3 LE3/NM3 LE3/M3 LS3 Installation Leaflet

Voltage: 220-240V / 50-60Hz

LED Power: 3W (1.8W for NM3)

Battery: Li-FeP04 18650 3.2V 1500mAh

Operating Temperature: 0°C - 40°C

IP20



WARNING - THIS LUMINAIRE MUST BE EARTHED


This luminaire has been tested and is manufactured to comply with BS EN 60598 : specification for general requirements and tests. It should be installed by a suitably qualified person in accordance with IEE.

CAUTION: there is a potential risk of electric shock from the LED boards when the product is operational with the cover removed.

NOTE: INSTALLATION AND OPERATION OF THE LUMINAIRE BEYOND ITS SCOPE OF SUPPLY WILL INVALIDATE THE WARRANTY.

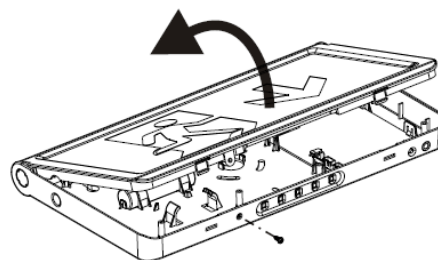
BEFORE installation, the electrical supply and battery pack **MUST** be disconnected.

1.



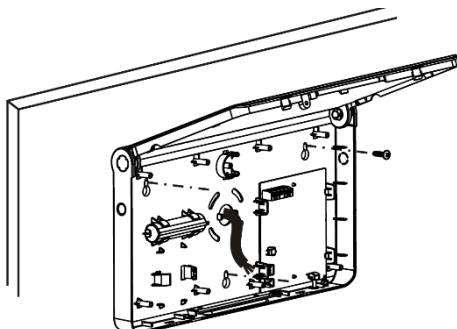
Remove the plastic film from the legend. Locate the notch on the body and slide upwards.

2.



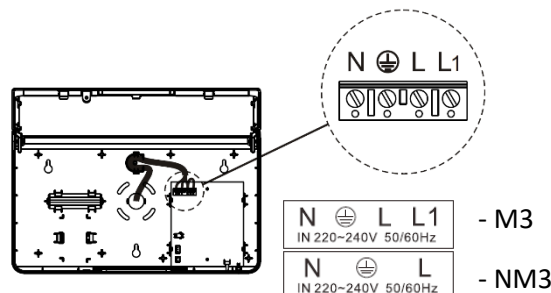
Remove the retaining screw and open the cover.

3.



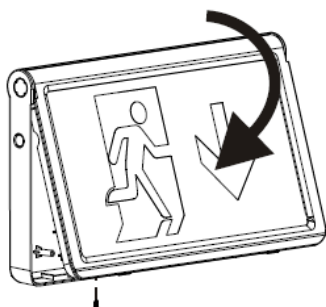
Drill a cable entry hole and two fixing holes in the mounting surface. Use the central hole to feed the cable through and secure the luminaire with the remaining two.

4.



Pass the cable through the cable entry hole, and wire directly into the terminal block. Connect the battery.

5.



Close the cover and secure in place using one screw.

6.

Self-Test (LS3 only):

Every month, the luminaire will undergo an automatic test which lasts for 10 minutes. An annual duration test will also occur for a total of 3 hours. The luminaire will return to normal operation once the test has finished.

During testing, the battery is not charging and the red LED indicator will flash continuously.

7.

Reconnect the power supply and check that the green LED indicator is illuminated. This green indicator confirms the battery is charging.

LS3 only:

Any faults with the luminaire will be displayed by a flashing red indicator.

Normal operation - Green indicator

Battery failure - Red indicator, **once every 3 seconds**

Lighting source failure - Red indicator, **twice every 3 seconds**

Less than rated duration time - Red indicator, **three times every 3 seconds**

8.

Do **NOT** cover the luminaire in any way and provide sufficient ventilation.

Installation is now complete.

EMERGENCY LIGHTING TEST RECORD CARD												
LOCATION....			Date Installed...				Installed by...					
TEST		MONTH	YEAR 1		YEAR 2		YEAR 3		YEAR 4		YEAR 5	
			Signed	Date	Signed	Date	Signed	Date	Signed	Date	Signed	Date
1	FUNCT											
2	FUNCT											
3	FUNCT											
4	FUNCT											
5	FUNCT											
6	FUNCT											
7	FUNCT											
8	FUNCT											
9	FUNCT											
10	FUNCT											
11	FUNCT											
12	3HOUR											