



PRODUCT SPECIFICATION

EXI WIRELESS



INTRODUCTION

The EXI Wireless is a versatile emergency exit sign suitable for a wide variety of installation methods and is supplied with lithium batteries as standard for extended lifetime and warranty. Manufactured with a white powder painted steel housing the EXI Wireless can be installed with conduit entry to the sides or BESA box to the rear. The EXI Wireless offers substantial lifetime savings by automating emergency testing and reporting test results and failures through our Reacta-Link wireless system. All EXI legends are available in both ISO 7010 and Safety Signs directive 92/58/EEC formats.

**UK
CA** CE IP20

APPLICATION

- Canteen
- Commercial / Offices
- Corridor
- Education
- Food Production
- Healthcare / Social Housing
- Hotel / Leisure
- Industrial / Manufacturing
- Kitchen

- Office
- Retail
- Stairwell
- Store Room
- Toilet
- Transport
- Warehousing

SPECIFICATION

CONSTRUCTION

- Housing: 0.7mm CR4 steel
- Finish: Matt white
- ISO 7010 or Euro Norm Legends with all directional arrow options.
- IP20

;

ENVIRONMENTAL

- Designed to allow simple replacement of components with commonly available tools in compliance with the Eco Design Directive, please see the installation leaflet for maintenance instructions.
- All critical components are mounted on a single tray for simple end of life repair or upgrade.
- Powered by European branded drivers and emergency modules ensuring replacement parts are easily sourced.
- Every luminaire is labelled with a unique ID number allowing easy identification of spare parts for the lifetime of the product.
- Contains no single use plastics or polystyrene packaging.
- Supplied in plain card boxes with paper tape ensuring packaging is easily recycled.
- Designed to allow simple disassembly for end of life recycling.
- UK based manufacturing providing local support throughout the product lifetime and minimising transportation miles.

;

EMERGENCY

- Optional Reacta-Link wireless emergency for automated centralised reporting.
- Optional Reacta-Control wireless emergency for automated centralised reporting.

;

CONTROL

- Optional compatibility with a range of dimming systems including DALI, DSI and Switch Dimming

;

INSTALLATION

- Suitable for conduit installation
- Suitable for surface installation

;

IMAGES

PRODUCT IMAGES



EXI Wireless



EXI3 DL ISO7010



EXI3 UL ISO7010



EXI3 RL ISO7010



EXI3 LL ISO7010



EXI DL



EXI RL

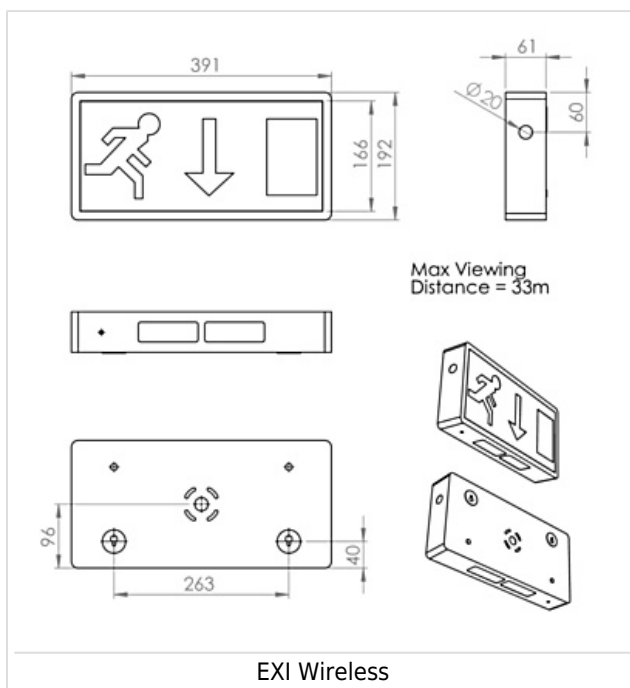


EXI LL



EXI UL

TECHNICAL



WARRANTY

At Dextra our commitment to service has been at the forefront throughout our history spanning more than forty years in the UK lighting market. Our service ethos extends beyond design and delivery, we believe supporting your installation throughout the warranty period is equally crucial, whilst the strength and longevity of Dextra Group provides peace of mind that our warranty will be supported throughout.

The Dextra range is supplied with a five year warranty commencing from the date of delivery. During the first three years defects will be repaired on site and the warranty will include both parts and labour. For the final two years drivers, emergency modules, wireless modules, sensors and LED circuits will be supplied free of charge to replace defective components, labour and other associated costs are not included.

Certain ranges and components are subject to exemptions:

- Lithium batteries are provided with a five year warranty. During the first three years defects will be repaired on site and the warranty will include both parts and labour. For the final two years replacement batteries will be supplied free of charge to replace defective components. Five year warranty became effective as of 03/02/25, Lithium emergency luminaires supplied prior to this date are supported with a three year on site warranty only. Labour and other associated costs are not included. Nickel Metal Hydride and Nickel Cadmium batteries are provided with a one year warranty for parts and labour.
- Emergency luminaires including AME LED, EXI LED, EXI3, EXI Track, HBE LED, HBE3, OAT2 LED, OEZ2 and Twinspot are supplied with a one year warranty for parts and labour. Lithium variants suffixed with the 5YR part code, the Autotest emergency with the LA3 part code and wireless variants with LA3RC or LSTR part codes are supplied with a five year warranty. For these extended warranty variants for the first three years defects will be repaired on site and the warranty will include both parts and labour. For the final two years replacement batteries will be supplied free of charge to replace defective components.
- Protec Micro, PTECF7 Fire Rated Downlights, Serenus and the Opus Sconce are provided with a five year replacement luminaire only warranty. Protec FR Fire Rated Downlights are provided with a 2 year replacement luminaire only warranty.
- Controls systems such as standalone sensors, switches, marshalling boxes and cabling are provided with a one year warranty for both parts and labour. DALI control systems are provided with a two year warranty for both parts and labour.
- LEDextra ranges are supplied with a three year parts or replacement luminaire only warranty with the exception of the IMPR RGBW, the Runway RGBW, the MOD RGBW, Tanek RGBW and the DexRing. These five ranges are supplied with our standard five year warranty during which defects within the first three years will be repaired on site and the warranty includes both parts and labour. For the final two years free of charge replacement components only will be supplied to rectify any failures but labour and other associated costs are not included.
- LEDEX ranges are supplied with a three year replacement luminaire only warranty.
- The Decorative Pendant ranges, Bebo, Dene, Nova, Fino and Stix are supplied with a 3 year replacement luminaire only

warranty.

All warranties are subject to correct use of the product and will be invalidated by misuse, for example incorrect installation, unsuitable environmental conditions or incorrect maintenance. It is the duty of the customer to ensure that all the fault lies with the luminaire prior to requesting replacement parts or site repairs. In the event that no defect is found with the product our costs for attending site will be recharged to the customer and credit will not be issued against returned products. No consequential losses incurred resulting from any defect with our product will be reimbursed.

Given the nature of LED technology a small percentage of LEDs may fail during the lifetime of a luminaire, this does not cause a reduction in lumen output. As such LED luminaires are only deemed to be faulty for warranty purposes when in excess of ten percent of LEDs have failed in a single luminaire.

On site repair of products under warranty will be undertaken during normal working hours, 9am to 5pm Monday to Friday, and will require unrestricted access to luminaires. Where required Dextra will provide access equipment to carry out repairs at height, should luminaires have been installed in locations where reasonable provision for maintenance access has not been made we reserve the right to supply replacement product only. On site warranty repairs will only be undertaken on the mainland of the UK and Ireland, in all other locations replacement product only will be provided.

If you require any assistance with regards to our products please contact our Customer Services department on 01747 858100.

ORDER CODES

LUMINAIRE

Code	Description
EXI LED NM3 LA3RC	EXI Wireless, Lithium Non Maintained, Reacta-Control Emergency 3 Hour
EXI LED M3 LA3RC	EXI Wireless, Lithium Maintained, Reacta-Control Emergency 3 Hour
EXI LED NM3 LSTR	EXI Wireless, Lithium Non Maintained, Reacta-Link Emergency 3 Hour
EXI LED M3 LSTR	EXI Wireless, Lithium Maintained, Reacta-Link Emergency 3 Hour

All products are supplied with a 5 year battery warranty

MISCELLANEOUS

Code	Description
BL	Black Finish
GY	Grey Finish
LSF	Low Smoke Zero Halogen
EXI DL ISO7010	Arrow Down Legend ISO7010
EXI LL ISO7010	Arrow Left Legend ISO7010
EXI RL ISO7010	Arrow Right Legend ISO7010
EXI UL ISO7010	Arrow Up Legend ISO7010
EXI DL	Arrow Down Legend
EXI LL	Arrow Left Legend
EXI RL	Arrow Right Legend
EXI UL	Arrow Up Legend

EXI LED Installation

220-240V / 50-60Hz
IP20

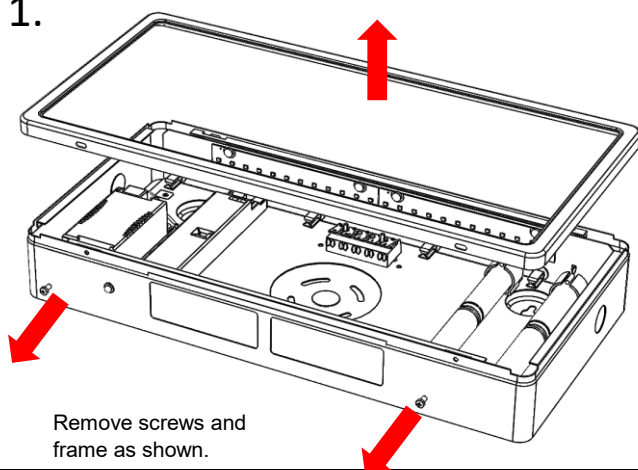
Terminal Labelling:

Power	
L1	Switched Live
E	Earth
N	Neutral
Emergency	
L2	Unswitched Live
DA/AT3	DALI Autotest
DA/AT3	DALI Autotest
Dimming	
-D1/DA	Analogue/DSI/DALI
+D2/DA	Analogue/DSI/DALI
L3	Switch Dim / Corridor Function

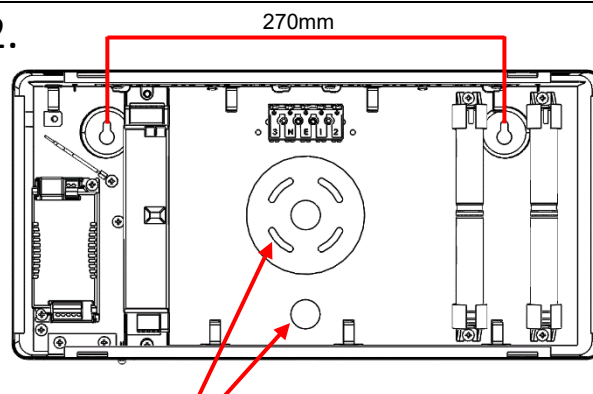


WARNING: Luminaire must be earthed. Risk of electric shock from LED boards if operated with cover removed. Installation / operation outside of luminaires intended scope invalidates warranty. Suitable only for domestic / light industrial / industrial applications within the scope of EN55015. Tested to compliance with BSEN 60598: specification for general requirements and tests. Must be installed by a suitably qualified person in accordance with all relevant legislation. Ambient operating temperature of 0°C to 25°C. If maximum operating temperature is exceeded luminaire will automatically dim / switch off. Terminal blocks are rated to 16A unless stated otherwise. The light source contained in this luminaire shall only be replaced by the manufacturer itself or his service agent or a similar qualified person. **LUMINAIRES WITH EMERGENCY PACK:** When supply is isolated battery output terminals may be live if battery is connected. Isolate mains and battery before servicing. Emergency luminaires require unswitched live connection taken from same phase as switched supply. When unswitched supply is connected status indicator illuminates green, when unswitched supply is disconnected indicator extinguishes and luminaire operates in emergency mode. 24 hour charge period required before undertaking full discharge test. Emergency test sheets provided should be used to record all emergency tests. Batteries should be replaced when 3 hour duration is not met. Excessive switching of permanent live may result in premature battery failure. Battery electrolyte can be harmful to eyes / open wounds, do not puncture, if electrolyte touches skin / eyes flush with water. Do not incinerate batteries.

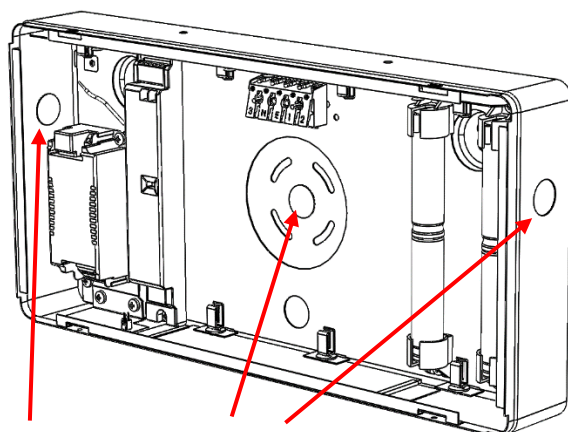
1.



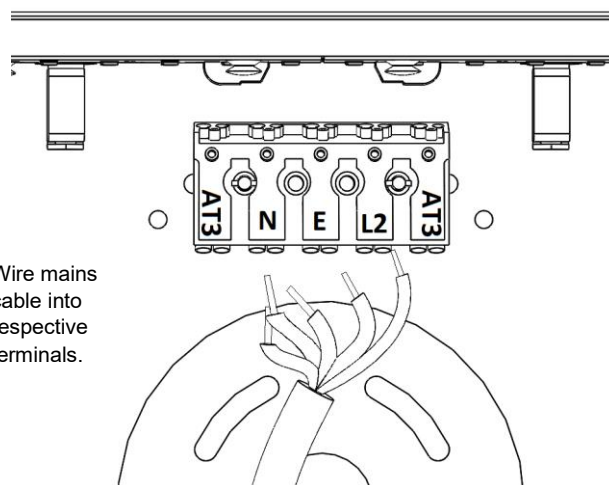
2.



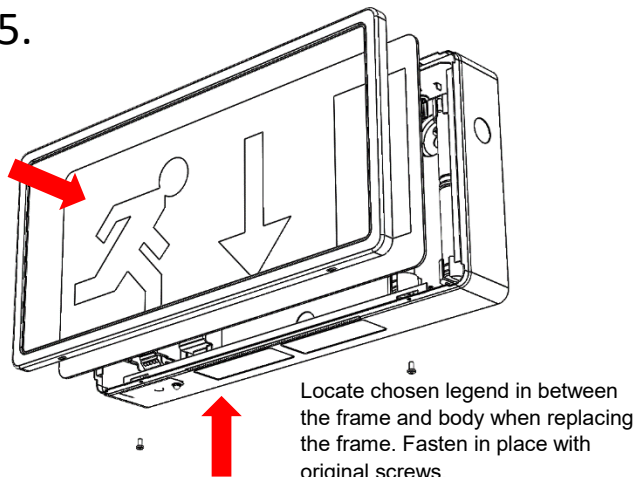
3.



4.



5.



6.

Maintenance

- 1 Disconnect luminaire before undertaking any maintenance or cleaning.
- 2 Cleaning should be undertaken on external parts of the luminaire only using a slightly damp lint free cloth.
- 3 Using a pan pozi screwdriver remove screws from frame to access fitting.
- 4 To remove gear tray and components use a pan pozi screwdriver.
- 5 Please contact Dextra for assistance with spare component supply.

