



PRODUCT SPECIFICATION

DALI TRACK SURFACE / SUSPENDED



INTRODUCTION

We offer a comprehensive selection of recessed track and accessories, our three circuit offering has been designed for the professional and is renowned for its reliability, durability and quality finish. The extruded aluminium profiles of this 16 amp three circuit system are available in a choice of three colours and are complimented by a wide array of accessories ensuring complete flexibility in track configurations. This versatility is enhanced with DALI track enabling complete control of luminaires for switching, dimming and scene selection.

UK
CA

CE

IP20

APPLICATION

- Accent Lighting
- Display Lighting
- Retail

SPECIFICATION

CONSTRUCTION

- Housing: Extruded aluminium
- Finish: Matt black
- Finish: Matt white

- Finish: Matt grey
- Endcaps: Injection moulded polycarbonate
- IP20

;

ENVIRONMENTAL

- UK based manufacturing providing local support throughout the product lifetime and minimising transportation miles.

;

VARIATIONS

- Available in white, black or grey finishes

;

IMAGES

PRODUCT IMAGES



DALI Track White



DALI Track Black



DALI Track Grey

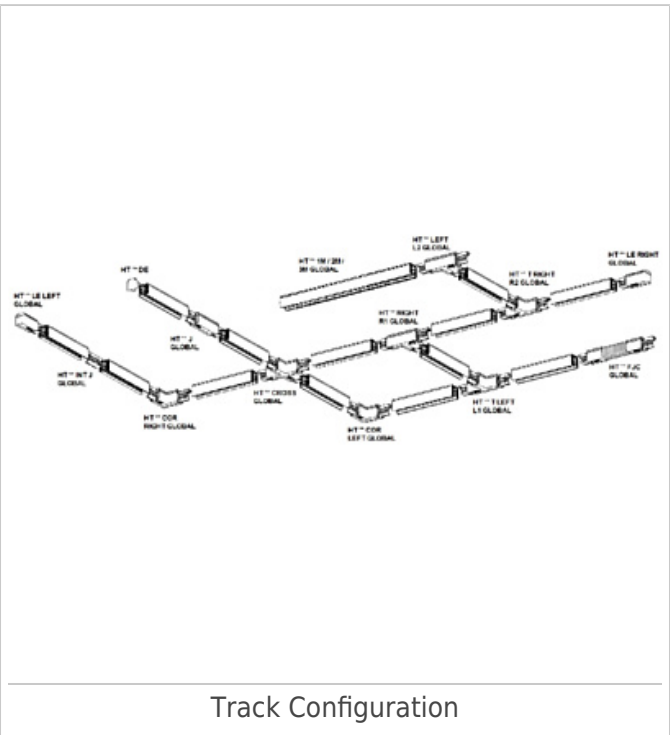


Suspension Kit Solid Ceiling



Suspension Kit T Bar Ceiling

TECHNICAL



Track Configuration

The recommended fastening distance is 1000 mm.
NOTE: A load not heavier than 10 kg may hang on a power takeoff adapter, the pull strength being 100 N (11g = 9.81N) and the maximum torque 2.5 Nm. IGA 60 5 kg/50 N.

L/mm	a/mm	b/mm	c/mm	d/mm
1000	250	1000		
2000	250		1000	1000
3000	250		1500	1000
4000	250			1000

Track Dimensions and Loadings

WARRANTY

At Dextra our commitment to service has been at the forefront throughout our history spanning more than forty years in the UK lighting market. Our service ethos extends beyond design and delivery, we believe supporting your installation throughout the warranty period is equally crucial, whilst the strength and longevity of Dextra Group provides peace of mind that our warranty will be supported throughout.

The Dextra range is supplied with a five year warranty commencing from the date of delivery. During the first three years defects will be repaired on site and the warranty will include both parts and labour. For the final two years drivers, emergency modules, wireless modules, sensors and LED circuits will be supplied free of charge to replace defective components, labour and other associated costs are not included.

Certain ranges and components are subject to exemptions:

- Lithium batteries are provided with a five year warranty. During the first three years defects will be repaired on site and the warranty will include both parts and labour. For the final two years replacement batteries will be supplied free of charge to replace defective components. Five year warranty became effective as of 03/02/25, Lithium emergency luminaires supplied prior to this date are supported with a three year on site warranty only. Labour and other associated costs are not included. Nickel Metal Hydride and Nickel Cadmium batteries are provided with a one year warranty for parts and labour.
- Emergency luminaires including AME LED, EXI LED, EXI3, EXI Track, HBE LED, HBE3, OAT2 LED, OEZ2 and Twinspot are supplied with a one year warranty for parts and labour. Lithium variants suffixed with the 5YR part code, the Autotest emergency with the LA3 part code and wireless variants with LA3RC or LSTR part codes are supplied with a five year warranty. For these extended warranty variants for the first three years defects will be repaired on site and the warranty will include both parts and labour. For the final two years replacement batteries will be supplied free of charge to replace defective components.
- Protec Micro, PTECF7 Fire Rated Downlights, Serenus and the Opus Sconce are provided with a five year replacement luminaire only warranty. Protec FR Fire Rated Downlights are provided with a 2 year replacement luminaire only warranty.
- Controls systems such as standalone sensors, switches, marshalling boxes and cabling are provided with a one year warranty for both parts and labour. DALI control systems are provided with a two year warranty for both parts and labour.
- LEDextra ranges are supplied with a three year parts or replacement luminaire only warranty with the exception of the IMPR RGBW, the Runway RGBW, the MOD RGBW, Tanek RGBW and the DexRing. These five ranges are supplied with our standard five year warranty during which defects within the first three years will be repaired on site and the warranty includes both parts and labour. For the final two years free of charge replacement components only will be supplied to rectify any failures but labour and other associated costs are not included.
- LEDEX ranges are supplied with a three year replacement luminaire only warranty.

- The Decorative Pendant ranges, Bebo, Dene, Nova, Fino and Stix are supplied with a 3 year replacement luminaire only warranty.

All warranties are subject to correct use of the product and will be invalidated by misuse, for example incorrect installation, unsuitable environmental conditions or incorrect maintenance. It is the duty of the customer to ensure that all the fault lies with the luminaire prior to requesting replacement parts or site repairs. In the event that no defect is found with the product our costs for attending site will be recharged to the customer and credit will not be issued against returned products. No consequential losses incurred resulting from any defect with our product will be reimbursed.

Given the nature of LED technology a small percentage of LEDs may fail during the lifetime of a luminaire, this does not cause a reduction in lumen output. As such LED luminaires are only deemed to be faulty for warranty purposes when in excess of ten percent of LEDs have failed in a single luminaire.

On site repair of products under warranty will be undertaken during normal working hours, 9am to 5pm Monday to Friday, and will require unrestricted access to luminaires. Where required Dextra will provide access equipment to carry out repairs at height, should luminaires have been installed in locations where reasonable provision for maintenance access has not been made we reserve the right to supply replacement product only. On site warranty repairs will only be undertaken on the mainland of the UK and Ireland, in all other locations replacement product only will be provided.

If you require any assistance with regards to our products please contact our Customer Services department on 01747 858100.

ORDER CODES

LUMINAIRE

DALI TRACK SURFACE / SUSPENDED

PRODUCT SPECIFICATION

Code	Description
HT 1M DALI	1m Length 3 Circuit DALI Track White
HT 2M DALI	2m Length 3 Circuit DALI Track White
HT 3M DALI	3m Length 3 Circuit DALI Track White
HT J DALI	3 Circuit DALI Straight Track Joiner White
HT INT J DALI	3 Circuit DALI Internal Track Joiner White
HT FJC DALI	3 Circuit DALI Flexible Track Joiner White
HT DE DALI	3 Circuit DALI Dead End White
HT LE LEFT DALI	3 Circuit DALI Live End Left White
HT LE RIGHT DALI	3 Circuit DALI Live End Right White
HT T LEFT L1 DALI	3 Circuit DALI 3 Way Connector Left L1 White
HT T LEFT L2 DALI	3 Circuit DALI 3 Way Connector Left L2 White
HT T RIGHT L1 DALI	3 Circuit DALI 3 Way Connector Right R1 White
HT T RIGHT L2 DALI	3 Circuit DALI 3 Way Connector Right R2 White
HT COR LEFT DALI	3 Circuit DALI Corner Left White
HT COR RIGHT DALI	3 Circuit DALI Corner Right White
HT CROSS DALI	3 Circuit DALI 4 Way Connector White
HT SC	Suspension Clamp
SUSP HT 10M BF X1 BL	Suspension Hi-Track, 10M, Barrel Fix, One Drop, Black
SUSP HT 10M BF X1 WH	Suspension Hi-Track, 10M, Barrel Fix, One Drop, White
SUSP HT 10M LO X1 BL	Suspension Hi-Track, 10M, Loop Over, One Drop, Black
SUSP HT 10M LO X1 WH	Suspension Hi-Track, 10M, Loop Over, One Drop, White
SUSP HT 1M DR X1 BL	Suspension Hi-Track, 1M 6mm Drop Rod, One Drop, Black
SUSP HT 1M DR X1 WH	Suspension Hi-Track, 1M 6mm Drop Rod, One Drop, White
SUSP HT 3M BF X1 BL	Suspension Hi-Track, 3M, Barrel Fix, One Drop, Black
SUSP HT 3M BF X1 WH	Suspension Hi-Track, 3M, Barrel Fix, One Drop, White
SUSP HT 3M LO X1 BL	Suspension Hi-Track, 3M, Loop Over, One Drop, Black
SUSP HT 3M LO X1 WH	Suspension Hi-Track, 3M, Loop Over, One Drop, White
SUSP HT 5M BF X1 BL	Suspension Hi-Track, 5M, Barrel Fix, One Drop, Black
SUSP HT 5M BF X1 GY	Suspension Hi-Track, 5M, Barrel Fix, One Drop, Grey
SUSP HT 5M BF X1 WH	Suspension Hi-Track, 5M, Barrel Fix, One Drop, White
SUSP HT 5M LO X1 BL	Suspension Hi-Track, 5M, Loop Over, One Drop, Black
SUSP HT 5M LO X1 GY	Suspension Hi-Track, 5M, Loop Over, One Drop, Grey
SUSP HT 5M LO X1 WH	Suspension Hi-Track, 5M, Loop Over, One Drop, White

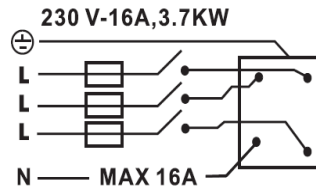
MISCELLANEOUS

Code	Description
BL	Black Finish
GY	Grey Finish
HT BENDING TOOL	Bending Tool for Cutting Track to Length

Track Lighting Installation Leaflet

DIL-13-0001_E

3-CIRCUIT

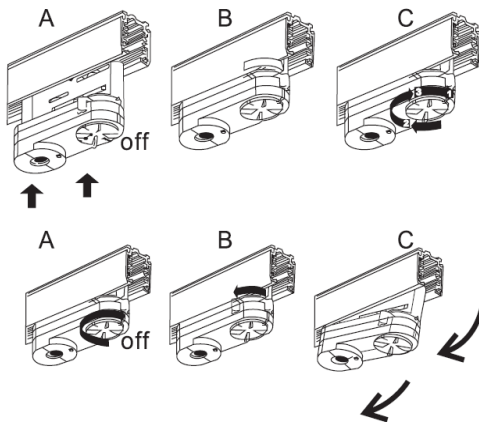


Live End:

- 1) Remove the cover.
- 2) Connect the cable to the terminals as shown in the diagram to the left.
- 3) Replace the cover.

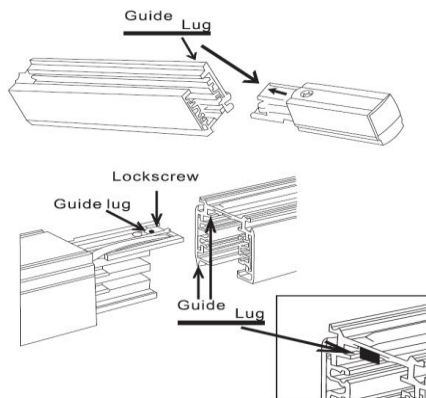
Where connection is required in a T-junction, corner or joint section the internal wiring must be removed beforehand if the circuit is to form a continuous loop.

LEFT HAND CONNECTIONS SHOWN, REVERSE
FOR RIGHT HAND CONNECTION



3 Circuit Track Adaptor:

- Connect three circuit track adaptor as per diagrams shown to the left
- 1) Ensure the selector dial is turned to the off position.
 - 2) Set the locking lever to the side
 - 3) Engage the adaptor into the track with the guide lug.
 - 4) Turn the lever towards the front until it locks correctly with the track system.
 - 5) Select the circuit by turning the selector dial to 1, 2 or 3.
 - 6) Remove the adaptor by reversing the above process.



Track:

All components of the track system are keyed to prevent incorrect connection. Please assemble as per images shown to the left.

Maximum permissible loads:

Universal 3 circuit track adaptor: Maximum weight 10kg.
1M track length: Maximum load 60Kg
3M track length: Maximum load 90Kg
Loads should be evenly distributed across the length of track

Universal track system suitable for 3 circuit, 230 / 240 Volt, 16 Amp. This system is not suitable for inductive loads.

Please ensure that all elements of the track system have been correctly assembled, starts and ends must always have the appropriate components to ensure that the run is correctly finished and live conductors are not exposed. Do not exceed maximum loads or allow connection points to be subjected to twisting forces.

It is the installer's duty to ensure electrical, mechanical and thermal compatibility between the track system and any devices attached to it.

The universal 3 circuit adaptor supplied with the High Track luminaire is only suitable for use with the track system specified.

Track system is only suitable for surface mount or suspension via a rigid drop rod.

Cable Colours:

Live 1: Brown
Live 2: Black
Live 3: Grey
Neutral: Blue
Earth: Green / Yellow

Luminaire and track are rated to IP20

WARNING – THIS LUMINAIRE MUST BE EARTHED

This luminaire has been tested and is manufactured to comply with BS EN 60598 specification for general requirements and tests. This track system has been tested and manufactured to comply with BSEN 60570:2003 specification for general requirements and tests. It should be installed by a suitably qualified person in accordance with I.E.E. regulations and relevant legislation.