



PRODUCT SPECIFICATION

BISQUE



INTRODUCTION

The Bisque incorporates a unique quatrefoil shaped head manufactured with high quality die cast aluminium and incorporates the latest state of the art lens optics. The mounting arm comes with an annotated dial allowing you to rotate the fitting head to the exact angle required ensuring that they can be positioned precisely and consistently with minimal effort along the length of the track. In addition the slim line flush mounted gear can comes with a clear plastic cover on the rear enabling quick identification of the driver for ease of future maintenance. Available in two colours, three beam angles and multiple lumen outputs this eye catching new range of track spots has been developed for clients requiring their lighting installation to create impact and effect.

UK CA	CE	IP20	3 STEP MACADAM ELLIPSE
----------	----	------	------------------------

APPLICATION

- Accent Lighting
- Display Lighting
- Retail

SPECIFICATION

CONSTRUCTION

- Housing: High pressure die cast aluminium
- Finish: Polyester powder painted BS 00E55 matt white 60% gloss

- Finish: Polyester powder painted RAL 9005 matt black
- Lens: Injection moulded PMMA lens
- IP20

;

PERFORMANCE

- Part L2 compliant
- 3SDCM Three step Macadams ellipse
- TM21: L90>60K Hours / L80>90K Hours
- Up to 116 luminaire lumens per circuit Watt.

;

ENVIRONMENTAL

- Designed to allow simple replacement of components with commonly available tools in compliance with the Eco Design Directive, please see the installation leaflet for maintenance instructions.
- Powered by European branded drivers and emergency modules ensuring replacement parts are easily sourced.
- Every luminaire is labelled with a unique ID number allowing easy identification of spare parts for the lifetime of the product.
- Contains no single use plastics or polystyrene packaging.
- Supplied in plain card boxes with paper tape ensuring packaging is easily recycled.
- Designed to allow simple disassembly for end of life recycling.
- UK based manufacturing providing local support throughout the product lifetime and minimising transportation miles.

;

EMERGENCY

- Not available with emergency

;

INSTALLATION

- Suitable for three circuit track installation

;

VARIATIONS

- Available with a wide range of colour temperatures and renderings
- Available in a range of lumen outputs
- Available in white or black finishes

- Available with Philips Premium White, Premium Colour, Crisp White, Food Premium Red or Warm White

;

IMAGES

PRODUCT IMAGES



Bisque White



Bisque White

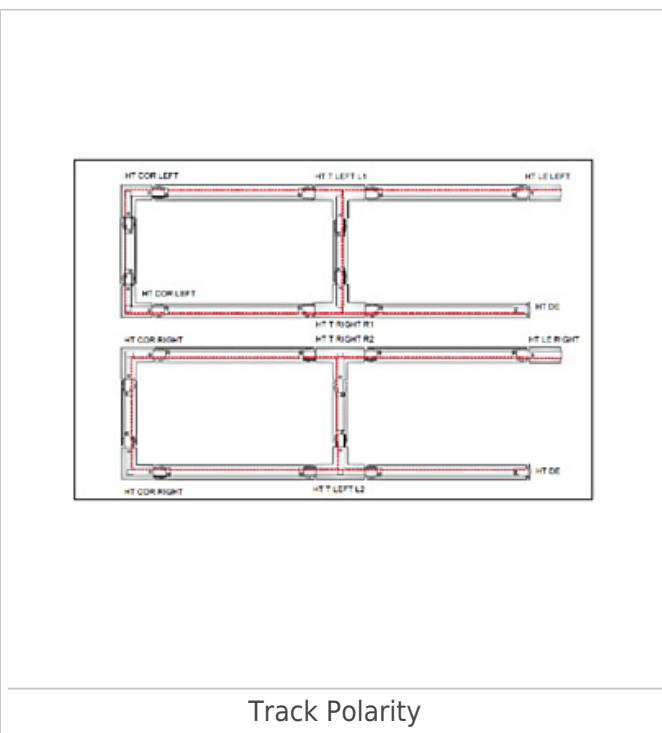
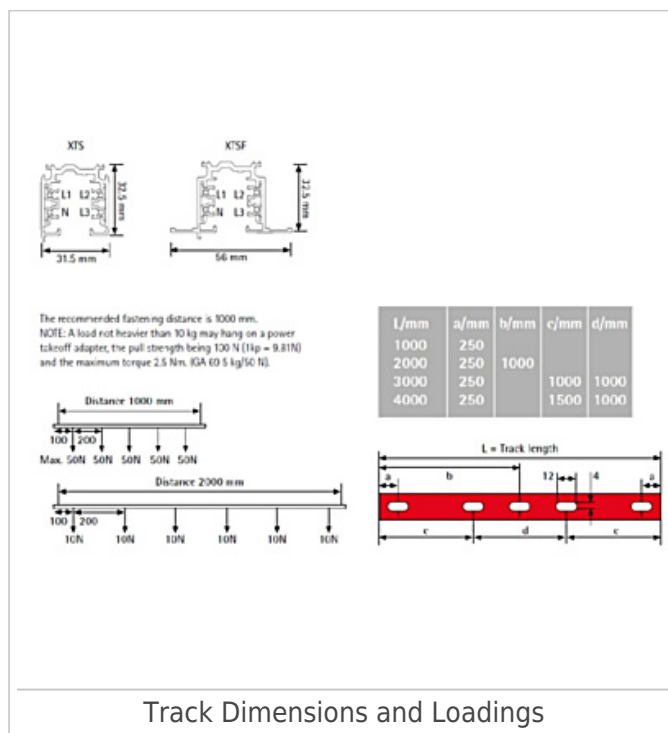
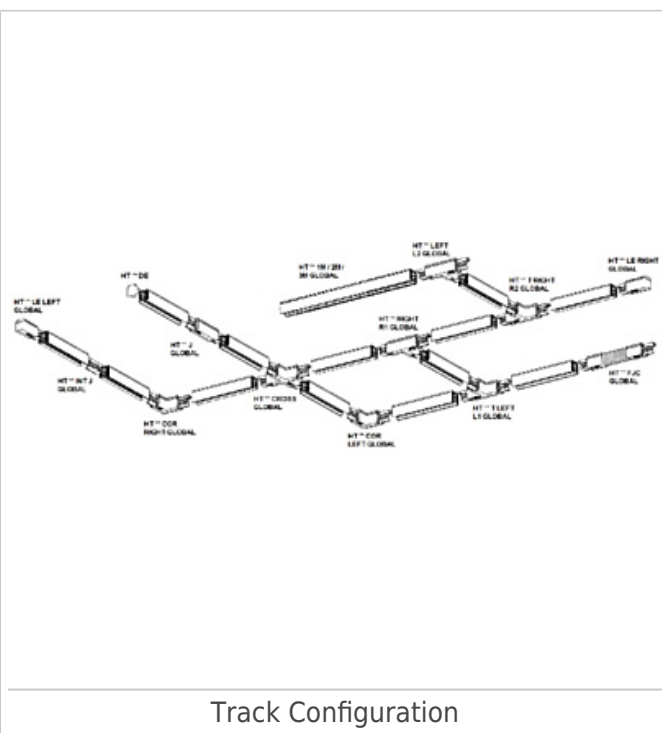


Bisque White



Bisque White Honeycomb

TECHNICAL



WARRANTY

At Dextra our commitment to service has been at the forefront throughout our history spanning more than forty years in the UK lighting market. Our service ethos extends beyond design and delivery, we believe supporting

your installation throughout the warranty period is equally crucial, whilst the strength and longevity of Dextra Group provides peace of mind that our warranty will be supported throughout.

The Dextra range is supplied with a five year warranty commencing from the date of delivery. During the first three years defects will be repaired on site and the warranty will include both parts and labour. For the final two years drivers, emergency modules, wireless modules, sensors and LED circuits will be supplied free of charge to replace defective components, labour and other associated costs are not included.

Certain ranges and components are subject to exemptions:

- Lithium batteries are provided with a five year warranty. During the first three years defects will be repaired on site and the warranty will include both parts and labour. For the final two years replacement batteries will be supplied free of charge to replace defective components. Five year warranty became effective as of 03/02/25, Lithium emergency luminaires supplied prior to this date are supported with a three year on site warranty only. Labour and other associated costs are not included. Nickel Metal Hydride and Nickel Cadmium batteries are provided with a one year warranty for parts and labour.
- Emergency luminaires including AME LED, EXI LED, EXI3, EXI Track, HBE LED, HBE3, OAT2 LED, OEZ2 and Twinspot are supplied with a one year warranty for parts and labour. Lithium variants suffixed with the 5YR part code, the Autotest emergency with the LA3 part code and wireless variants with LA3RC or LSTR part codes are supplied with a five year warranty. For these extended warranty variants for the first three years defects will be repaired on site and the warranty will include both parts and labour. For the final two years replacement batteries will be supplied free of charge to replace defective components.
- Protec Micro, PTECF7 Fire Rated Downlights, Serenus and the Opus Sconce are provided with a five year replacement luminaire only warranty. Protec FR Fire Rated Downlights are provided with a 2 year replacement luminaire only warranty.
- Controls systems such as standalone sensors, switches, marshalling boxes and cabling are provided with a one year warranty for both parts and labour. DALI control systems are provided with a two year warranty for both parts and labour.
- LEDextra ranges are supplied with a three year parts or replacement luminaire only warranty with the exception of the IMPR RGBW, the Runway RGBW, the MOD RGBW, Tanek RGBW and the DexRing. These five ranges are supplied with our standard five year warranty during which defects within the first three years will be repaired on site and the warranty includes both parts and labour. For the final two years free of charge replacement components only will be supplied to rectify any failures but labour and other associated costs are not included.

- LEDEX ranges are supplied with a three year replacement luminaire only warranty.
- The Decorative Pendant ranges, Bebo, Dene, Nova, Fino and Stix are supplied with a 3 year replacement luminaire only warranty.

All warranties are subject to correct use of the product and will be invalidated by misuse, for example incorrect installation, unsuitable environmental conditions or incorrect maintenance. It is the duty of the customer to ensure that all the fault lies with the luminaire prior to requesting replacement parts or site repairs. In the event that no defect is found with the product our costs for attending site will be recharged to the customer and credit will not be issued against returned products. No consequential losses incurred resulting from any defect with our product will be reimbursed.

Given the nature of LED technology a small percentage of LEDs may fail during the lifetime of a luminaire, this does not cause a reduction in lumen output. As such LED luminaires are only deemed to be faulty for warranty purposes when in excess of ten percent of LEDs have failed in a single luminaire.

On site repair of products under warranty will be undertaken during normal working hours, 9am to 5pm Monday to Friday, and will require unrestricted access to luminaires. Where required Dextra will provide access equipment to carry out repairs at height, should luminaires have been installed in locations where reasonable provision for maintenance access has not been made we reserve the right to supply replacement product only. On site warranty repairs will only be undertaken on the mainland of the UK and Ireland, in all other locations replacement product only will be provided.

If you require any assistance with regards to our products please contact our Customer Services department on 01747 858100.

ORDER CODES

LUMINAIRE

Code	Description	Power	Llm/W
------	-------------	-------	-------

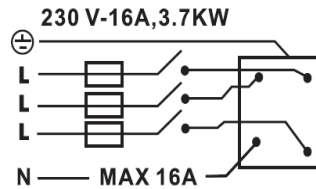
MISCELLANEOUS

Code	Description
C**	Select Colour Temperature and Rendering; C83, C93, C94
BL	Black Finish
LSF	Low Smoke Zero Halogen

Track Lighting Installation Leaflet

DIL-13-0001_E

3-CIRCUIT

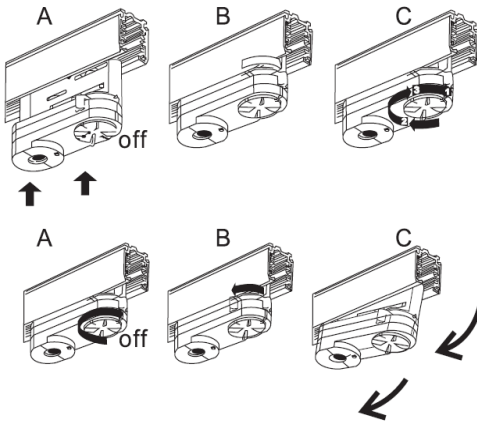


Live End:

- 1) Remove the cover.
- 2) Connect the cable to the terminals as shown in the diagram to the left.
- 3) Replace the cover.

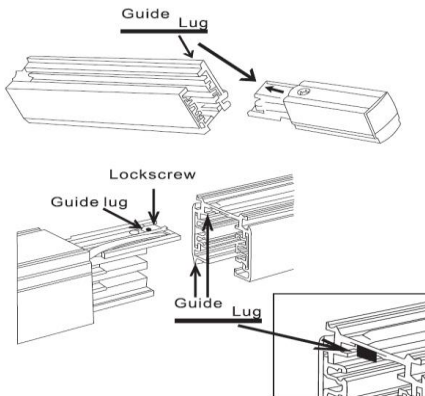
Where connection is required in a T-junction, corner or joint section the internal wiring must be removed beforehand if the circuit is to form a continuous loop.

LEFT HAND CONNECTIONS SHOWN, REVERSE
FOR RIGHT HAND CONNECTION



3 Circuit Track Adaptor:

- Connect three circuit track adaptor as per diagrams shown to the left
- 1) Ensure the selector dial is turned to the off position.
 - 2) Set the locking lever to the side
 - 3) Engage the adaptor into the track with the guide lug.
 - 4) Turn the lever towards the front until it locks correctly with the track system.
 - 5) Select the circuit by turning the selector dial to 1, 2 or 3.
 - 6) Remove the adaptor by reversing the above process.



Track:

All components of the track system are keyed to prevent incorrect connection. Please assemble as per images shown to the left.

Maximum permissible loads:

Universal 3 circuit track adaptor: Maximum weight 10kg.
1M track length: Maximum load 60Kg
3M track length: Maximum load 90Kg
Loads should be evenly distributed across the length of track

Universal track system suitable for 3 circuit, 230 / 240 Volt, 16 Amp. This system is not suitable for inductive loads.

Please ensure that all elements of the track system have been correctly assembled, starts and ends must always have the appropriate components to ensure that the run is correctly finished and live conductors are not exposed. Do not exceed maximum loads or allow connection points to be subjected to twisting forces.

It is the installer's duty to ensure electrical, mechanical and thermal compatibility between the track system and any devices attached to it.

The universal 3 circuit adaptor supplied with the High Track luminaire is only suitable for use with the track system specified.

Track system is only suitable for surface mount or suspension via a rigid drop rod.

Cable Colours:

Live 1: Brown
Live 2: Black
Live 3: Grey
Neutral: Blue
Earth: Green / Yellow

Luminaire and track are rated to IP20

WARNING – THIS LUMINAIRE MUST BE EARTHED

This luminaire has been tested and is manufactured to comply with BS EN 60598 specification for general requirements and tests. This track system has been tested and manufactured to comply with BSEN 60570:2003 specification for general requirements and tests. It should be installed by a suitably qualified person in accordance with I.E.E. regulations and relevant legislation.