



PRODUCT SPECIFICATION

ARCUS FLUSH DUO



INTRODUCTION

The Arcus Flush Duo brings a new aesthetic to the Arcus family bringing the high transmission extruded opal diffuser below the ceiling line offering improved distribution of light on vertical planes and creating additional visual interest on the ceiling. The Arcus Flush Duo can be ordered in a wide range of lumen outputs, dimming types, white tunable and lithium emergency options and is suitable for lay-in installation in exposed T ceilings. The Arcus Flush Duo is ideally suited to applications such as retail, receptions and corridors. Wireless dimming and control can be offered with both Reacta-Control and Reacta-Link where centralised control and reporting of luminaires is required.



CE NEW IP30 TM21: L90>60K HOURS / L80>90K HOURS 3 STEP MACADAM ELLIPSE TP(a)

APPLICATION

- Canteen
- Commercial / Offices
- Corridor
- Education
- Hotel / Leisure
- Industrial / Manufacturing
- Retail

SPECIFICATION

CONSTRUCTION

- Housing: 0.7mm CR4 steel
- Finish: Polyester powder painted BS 00E55 matt white 60% gloss
- Diffuser: 2mm extruded high transmission opal polycarbonate
- IP20

;

PERFORMANCE

- Part L2 compliant
- 3SDCM Three step Macadams ellipse
- TM21: L90>60K Hours / L80>90K Hours
- Up to 137 luminaire lumens per circuit Watt.

;

ENVIRONMENTAL

- Designed to allow simple replacement of components with commonly available tools in compliance with the Eco Design Directive, please see the installation leaflet for maintenance instructions.
- Powered by European branded drivers and emergency modules ensuring replacement parts are easily sourced.
- Every luminaire is labelled with a unique ID number allowing easy identification of spare parts for the lifetime of the product.
- Contains no single use plastics or polystyrene packaging.
- Supplied in plain card boxes with paper tape ensuring packaging is easily recycled.
- Designed to allow simple disassembly for end of life recycling.
- UK based manufacturing providing local support throughout the product lifetime and minimising transportation miles.

;

EMERGENCY

- Available with optional standard, self test and autotest integral emergency with lithium batteries for extended warranty and lifetime.

;

CONTROL

- Optional compatibility with a range of dimming systems including DALI, DSI and Switch Dimming

;

INSTALLATION

- Suitable for lay-in installation in exposed T ceilings
- Suitable for pull-up installation in concealed grid ceilings
- Suitable for plasterboard installation when purchased with the appropriate plasterboard kit

;

VARIATIONS


- Available with a wide range of colour temperatures and renderings

- Available in a range of housing sizes and lumen outputs

;

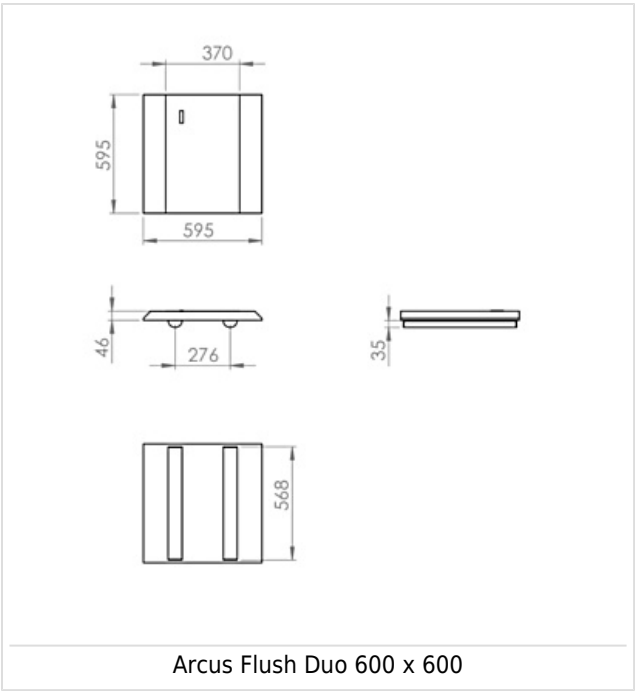
IMAGES

PRODUCT IMAGES



Arcus Flush Duo 600 x 600

TECHNICAL



WARRANTY

At Dextra our commitment to service has been at the forefront throughout our history spanning more than forty years in the UK lighting market. Our service ethos extends beyond design and delivery, we believe supporting your installation throughout the warranty period is equally crucial, whilst the strength and longevity of Dextra Group provides peace of mind that our warranty will be supported throughout.

The Dextra range is supplied with a five year warranty commencing from the date of delivery. During the first three years defects will be repaired on site and the warranty will include both parts and labour. For the final two years drivers, emergency modules, wireless modules, sensors and LED circuits will be supplied free of charge to replace defective components, labour and other associated costs are not included.

Certain ranges and components are subject to exemptions:

- Lithium batteries are provided with a five year warranty. During the first three years defects will be repaired on site and the warranty will include both parts and labour. For the final two years replacement batteries will be supplied free of charge to replace defective components. Five year warranty became effective as of 03/02/25, Lithium emergency luminaires supplied prior to this date are supported with a three year on site warranty only. Labour and other associated costs are not included. Nickel Metal Hydride and Nickel Cadmium batteries are provided with a one year warranty for parts and labour.
- Emergency luminaires including AME LED, EXI LED, EXI3, EXI Track, HBE LED, HBE3, OAT2 LED, OEZ2 and Twinspot are supplied with a one year warranty for parts and labour. Lithium variants suffixed with the 5YR part code, the Autotest emergency with the LA3 part code and wireless variants with LA3RC or LSTR part codes are supplied with a five year warranty. For these extended warranty variants for the first three years defects will be repaired on site and the warranty will include both parts and labour. For the final two years replacement batteries will be supplied free of charge to replace defective components.
- Protec Micro, PTECF7 Fire Rated Downlights, Serenus and the Opus Sconce are provided with a five year replacement luminaire only warranty. Protec FR Fire Rated Downlights are provided with a 2 year replacement luminaire only warranty.
- Controls systems such as standalone sensors, switches, marshalling boxes and cabling are provided with a one year warranty for both parts and labour. DALI control systems are provided with a two year warranty for both parts and labour.
- LEDextra ranges are supplied with a three year parts or replacement luminaire only warranty with the exception of the IMPR RGBW, the Runway RGBW, the MOD RGBW, Tanek RGBW and the DexRing. These five ranges are supplied with our standard five year warranty during which defects within the first three years will be repaired on site and the warranty includes both parts and labour. For the final two years free of charge replacement components only will be supplied to rectify any failures but labour and other associated costs are not included.
- LEDEX ranges are supplied with a three year replacement luminaire only warranty.
- The Decorative Pendant ranges, Bebo, Dene, Nova, Fino and Stix are supplied with a 3 year replacement luminaire only

warranty.

All warranties are subject to correct use of the product and will be invalidated by misuse, for example incorrect installation, unsuitable environmental conditions or incorrect maintenance. It is the duty of the customer to ensure that all the fault lies with the luminaire prior to requesting replacement parts or site repairs. In the event that no defect is found with the product our costs for attending site will be recharged to the customer and credit will not be issued against returned products. No consequential losses incurred resulting from any defect with our product will be reimbursed.

Given the nature of LED technology a small percentage of LEDs may fail during the lifetime of a luminaire, this does not cause a reduction in lumen output. As such LED luminaires are only deemed to be faulty for warranty purposes when in excess of ten percent of LEDs have failed in a single luminaire.

On site repair of products under warranty will be undertaken during normal working hours, 9am to 5pm Monday to Friday, and will require unrestricted access to luminaires. Where required Dextra will provide access equipment to carry out repairs at height, should luminaires have been installed in locations where reasonable provision for maintenance access has not been made we reserve the right to supply replacement product only. On site warranty repairs will only be undertaken on the mainland of the UK and Ireland, in all other locations replacement product only will be provided.

If you require any assistance with regards to our products please contact our Customer Services department on 01747 858100.

ORDER CODES

LUMINAIRE

Code	Description	Power	Llm/W
ARCRF L35 2D	Arcus Flush Duo, Lay-In, 600x600, 3,037lm, Twin Diffuser, Colour 84	22.1W	137
ARCRF L44 2D	Arcus Flush Duo, Lay-In, 600x600, 3,818lm, Twin Diffuser, Colour 84	29.2W	131
ARCRF L60 2D	Arcus Flush Duo, Lay-In, 600x600, 5,206lm, Twin Diffuser, Colour 84	38.6W	135
ARCRF L72 2D	Arcus Flush Duo, Lay-In, 600x600, 6,247lm, Twin Diffuser, Colour 84	48.4W	129

For plasterboard ceilings please specify lay-in luminaire and appropriate plasterboard kit.

DIMMING

Code	Description
A	DALI Digital Addressable Lighting Interface
S	Switch Dimming
D	DSI Digital Dimming
H	HFR Analogue 1-10v
C	Bi-Level Dimming For Standalone Switched Sensor

CONTROL

Code	Description
R44	Reacta 44, Presence & Daylight, 2.5-7M
RLI	Reacta-Link, Wireless Enabled Luminaire
RLS	Reacta-Link Wireless, Presence & Daylight, 2.5M-5M
RC	Reacta-Control, Wireless Enabled Luminaire
RCS	Reacta-Control Wireless, Presence & Daylight, 2.5-4M

Please click [here](#) for full details on our wireless controls.

EMERGENCY

Code	Description
LE3	Lithium Standard Emergency 3 Hour
LS3	Lithium Selftest Emergency 3 Hour
LA3	Lithium Autotest Emergency 3 Hour
LSTR	Lithium Reacta-Link Emergency 3 Hour
LA3RC	Lithium Reacta-Control Emergency 3 Hour
CB	Central Battery, Please Specify 110V or 230V when Ordering

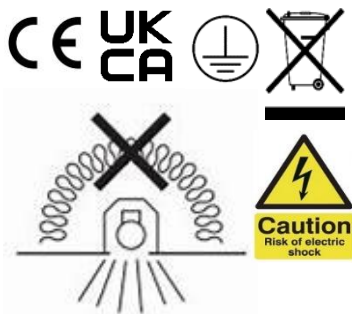
MISCELLANEOUS

Code	Description
C**	Select Colour Temperature and Rendering; C827, C83, C85, C865, C93, C94
PBK 66	600x600 Plasterboard Kit
LSF	Low Smoke Zero Halogen

220-240V / 50-60Hz
IP20

Terminal Labelling:

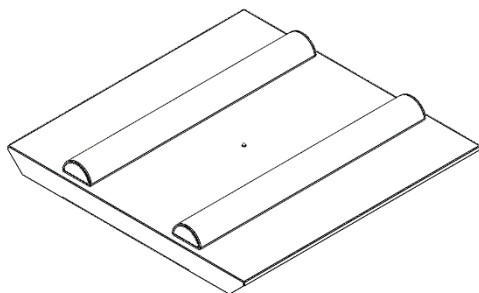
Power	
L1	Switched Live
E	Earth
N	Neutral
Emergency	
L2	Unswitched Live
DA/AT3	DALI Autotest
DA/AT3	DALI Autotest
Dimming	
-D1/DA	Analogue/DSI/DALI
+D2/DA	Analogue/DSI/DALI
L3	Switch Dim / Corridor Function



WARNING: Luminaire must be earthed. Risk of electric shock from LED boards if operated with cover removed. Installation / operation outside of luminaires intended scope invalidates warranty. Suitable only for domestic / light industrial / industrial applications within the scope of EN55015. Tested to compliance with BSEN 60598: specification for general requirements and tests. Must be installed by a suitably qualified person in accordance with all relevant legislation. Ambient operating temperature of 0°C to 25°C. If maximum operating temperature is exceeded luminaire will automatically dim / switch off. Terminal blocks are rated to 16A unless stated otherwise. The light source contained in this luminaire shall only be replaced by the manufacturer or his service agent or a similar qualified person.

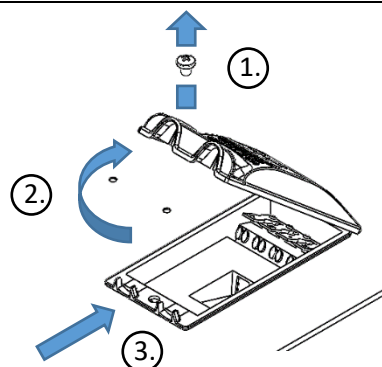
LUMINAIRES WITH EMERGENCY PACK: When supply is isolated battery output terminals may be live if battery is connected. Isolate mains and battery before servicing. Emergency luminaires require unswitched live connection taken from same phase as switched supply. When unswitched supply is connected status indicator illuminates green, when unswitched supply is disconnected indicator extinguishes and luminaire operates in emergency mode. 24 hour charge period required before undertaking full discharge test. Emergency test sheets provided should be used to record all emergency tests. Batteries should be replaced when 3 hour duration is not met. Excessive switching of permanent live may result in premature battery failure. Battery electrolyte can be harmful to eyes / open wounds, do not puncture, if electrolyte touches skin / eyes flush with water. Do not incinerate batteries.

1.



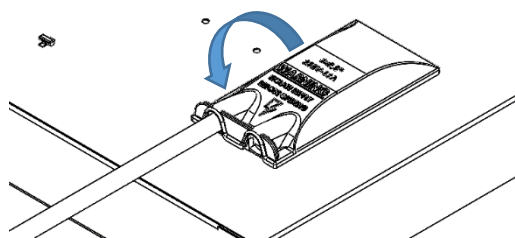
Unpack luminaire. The luminaire is complete and ready to install.

2.



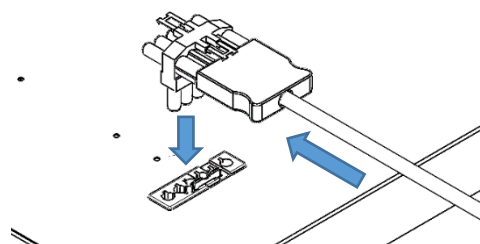
Remove screw and open back cover to access connection terminals. Wire into labelled terminals as required.

3.



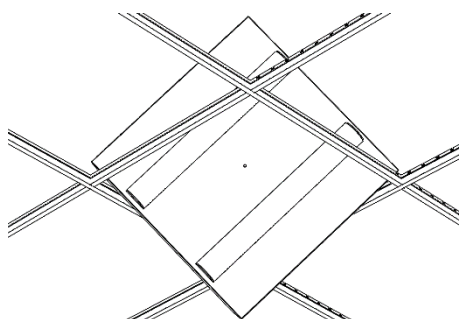
For full cable strain relief, ensure the cable ties are fully tightened before closing cover. Close cover and replace the screw to secure in place.

4.



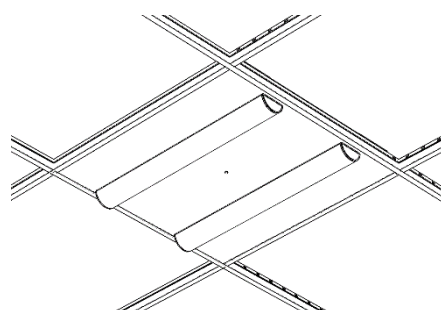
For fittings supplied with a panel mount and 'Tee' piece, connect the leads as required.

5.



Offer the luminaire into the ceiling aperture and rest on the rear face of the ceiling T grids – be sure to check it sits correctly on all 4 sides.

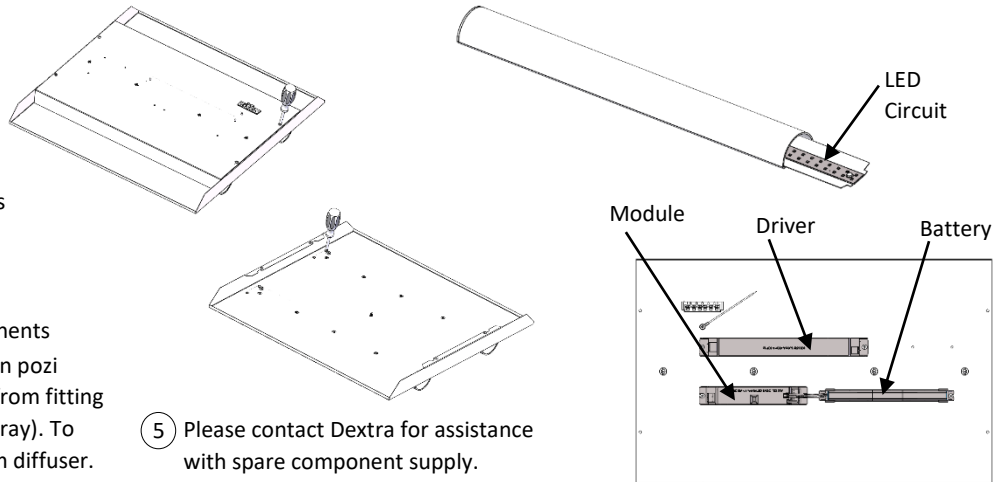
6.



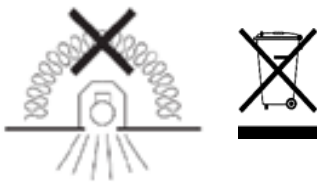
Once installed, test for operation.

Maintenance

- ① Disconnect luminaire before undertaking any maintenance or cleaning.
- ② Cleaning should be undertaken on external parts of the luminaire only using a slightly damp lint free cloth.
- ③ Use a pan pozi screwdriver to remove gear tray and components
- ④ To access LED circuit use a pan pozi screwdriver to remove pods from fitting (screws located behind gear tray). To remove LED pull tray out from diffuser.
- ⑤ Please contact Dextra for assistance with spare component supply.



IP20



1. For use with lay-in luminaires

Cut out sizes:

600x600 PBK = 612x612mm

1200x600 PBK = 1212x612mm

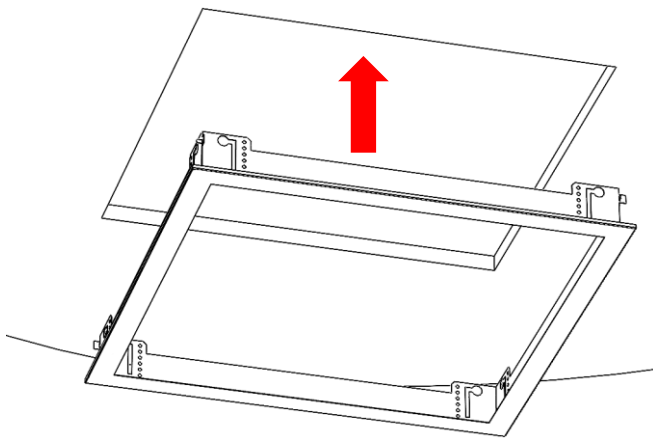
1200x300 PBK = 1212x312mm

2.

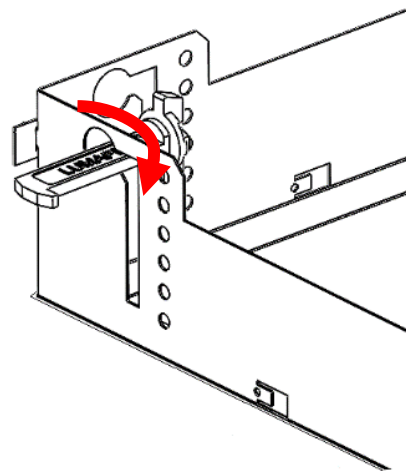
Compatible fittings:

Rubini Recessed Modular
Rubix Recessed
Rubix Flush
MOD Office
MOD Slim
MOD UGR
MOD Curve
MOD Caelus
Dual
Dual Square
Arcus Flush
Arcus Duo
Arcus Mono

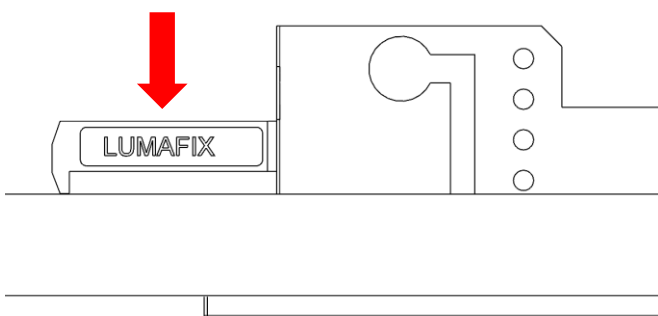
3.



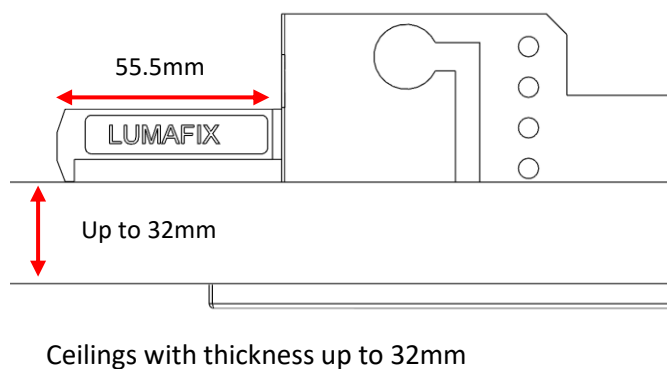
4.



5.

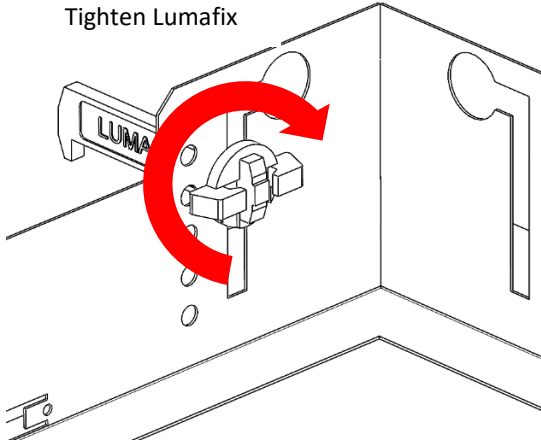


6.

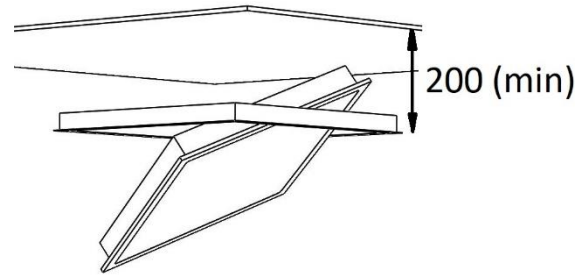


7.

Tighten Lumafix



8.



Luminaire is designed to simply lift and tilt in to aperture resting on back of plasterboard kit.
NOTE Minimum void to install.