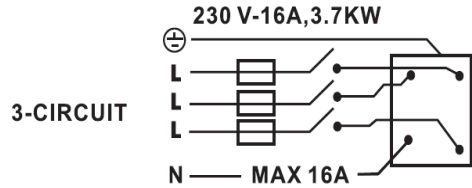


Track Lighting Installation Leaflet

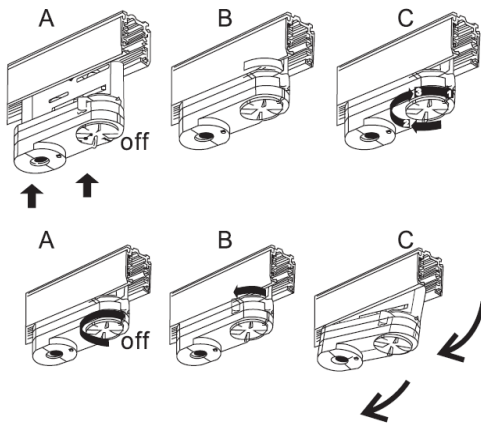


Live End:

- 1) Remove the cover.
- 2) Connect the cable to the terminals as shown in the diagram to the left.
- 3) Replace the cover.

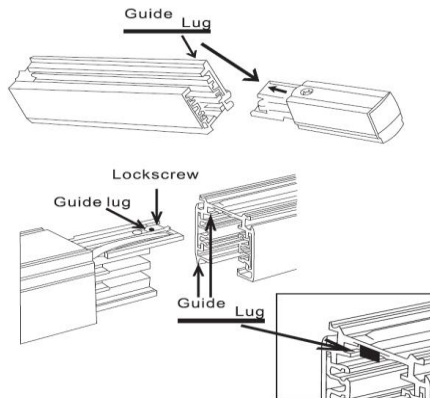
Where connection is required in a T-junction, corner or joint section the internal wiring must be removed beforehand if the circuit is to form a continuous loop.

LEFT HAND CONNECTIONS SHOWN, REVERSE FOR RIGHT HAND CONNECTION



3 Circuit Track Adaptor:

- Connect three circuit track adaptor as per diagrams shown to the left
- 1) Ensure the selector dial is turned to the off position.
 - 2) Set the locking lever to the side
 - 3) Engage the adaptor into the track with the guide lug.
 - 4) Turn the lever towards the front until it locks correctly with the track system.
 - 5) Select the circuit by turning the selector dial to 1, 2 or 3.
 - 6) Remove the adaptor by reversing the above process.



Track:

All components of the track system are keyed to prevent incorrect connection. Please assemble as per images shown to the left.

Maximum permissible loads:

- Universal 3 circuit track adaptor: Maximum weight 10kg.
 - 1M track length: Maximum load 60Kg
 - 3M track length: Maximum load 90Kg
- Loads should be evenly distributed across the length of track

Universal track system suitable for 3 circuit, 230 / 240 Volt, 16 Amp. This system is not suitable for inductive loads.

Please ensure that all elements of the track system have been correctly assembled, starts and ends must always have the appropriate components to ensure that the run is correctly finished and live conductors are not exposed. Do not exceed maximum loads or allow connection points to be subjected to twisting forces.

It is the installer's duty to ensure electrical, mechanical and thermal compatibility between the track system and any devices attached to it.

The universal 3 circuit adaptor supplied with the High Track luminaire is only suitable for use with the track system specified.

Track system is only suitable for surface mount or suspension via a rigid drop rod.

Cable Colours:

- Live 1: Brown
- Live 2: Black
- Live 3: Grey
- Neutral: Blue
- Earth: Green / Yellow

Luminaire and track are rated to IP20

WARNING – THIS LUMINAIRE MUST BE EARTHED

This luminaire has been tested and is manufactured to comply with BS EN 60598 specification for general requirements and tests. This track system has been tested and manufactured to comply with BSEN 60570:2003 specification for general requirements and tests. It should be installed by a suitably qualified person in accordance with I.E.E. regulations and relevant legislation.